

# LOCAL GOVERNMENT DISTRICT OF PINAWA

## 2025 FINANCIAL PLAN

Presented April 8, 2025



# Our Vision

*Pinawa is a unique, safe and inclusive community, renowned for its diverse, growing economy, pristine natural environment, and four-season amenities that attract visitors and support happy, healthy residents.*

# Our Mission

*The LGD of Pinawa provides trustworthy leadership that is always working to ensure a sustainable community that thrives today and far into the future. Through progressive decision making and strategic direction, we responsibly manage municipal assets, deliver high quality services, protect our citizens, sustain our natural resources, and ensure economic stability.*



# Priorities & Goals



**Excellent Municipal Service Provision for Residents and Businesses**



**Effective and Efficient Internal Operations**



**Purposeful Asset Management of LGD Infrastructure and Equipment**



**Community Planning, Readiness, and Attraction for a Viable Future**

# Core Municipal Services

1. **General Government Services** – Council operations, fiscal services, strategic direction, capital planning, by-laws, policies, administration, public communications, employee development
2. **Protective Services** – Fire Services, police services, emergency measures, by-law enforcement, animal control
3. **Transportation Services** – Roads, drainage, signage, sidewalks, boulevards, parking lots
4. **Public Utilities** – Infrastructure and services related to water, wastewater and sewer
5. **Environmental Health** – Solid waste management including garbage, landfill site, and recycling
6. **Land Use and Planning Services** – Long term development plans, zoning, building permits, inspections
7. **Economic Development Services** – Multi-unit and commercial incentives, website marketing, etc.
8. **Recreation & Cultural Services** – Boat Launches, docks, marina, trails, parks, playgrounds, arena, outdoor pool, beach, Vanier Centre and Community Centre
9. **Supporting Services** – Support to other important public services including public libraries, regional airport, Handivan and various health and social services
10. **Health & Welfare** – Cemetery, HandiVan, Medical Personnel Recruitment, Social Assistance

# Mill Rate

## 2024

- MUNICIPAL 22.38
- SCHOOL 11.17
- 33.55



## 2025

- MUNICIPAL 21.14
- SCHOOL 11.86
- 33.00

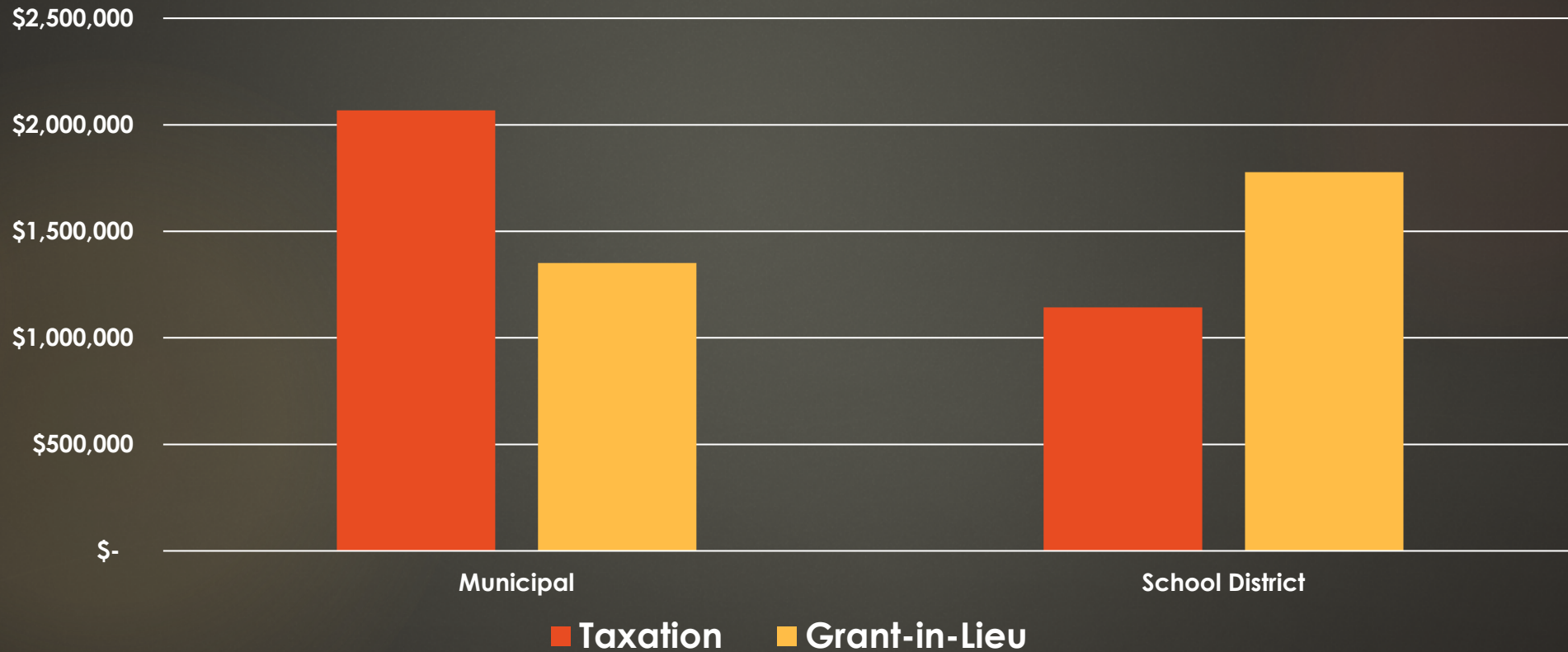
## Impact on an average home assessed at \$250,000

The average increase in assessment for 2025 is 14%, property owners can expect to see an increase in municipal taxes relative to the assessment increase.

Year	Municipal	School	TOTAL
2024	\$2,518	\$1,256	\$3,774
2025	\$2,378	\$1,334	\$3,712

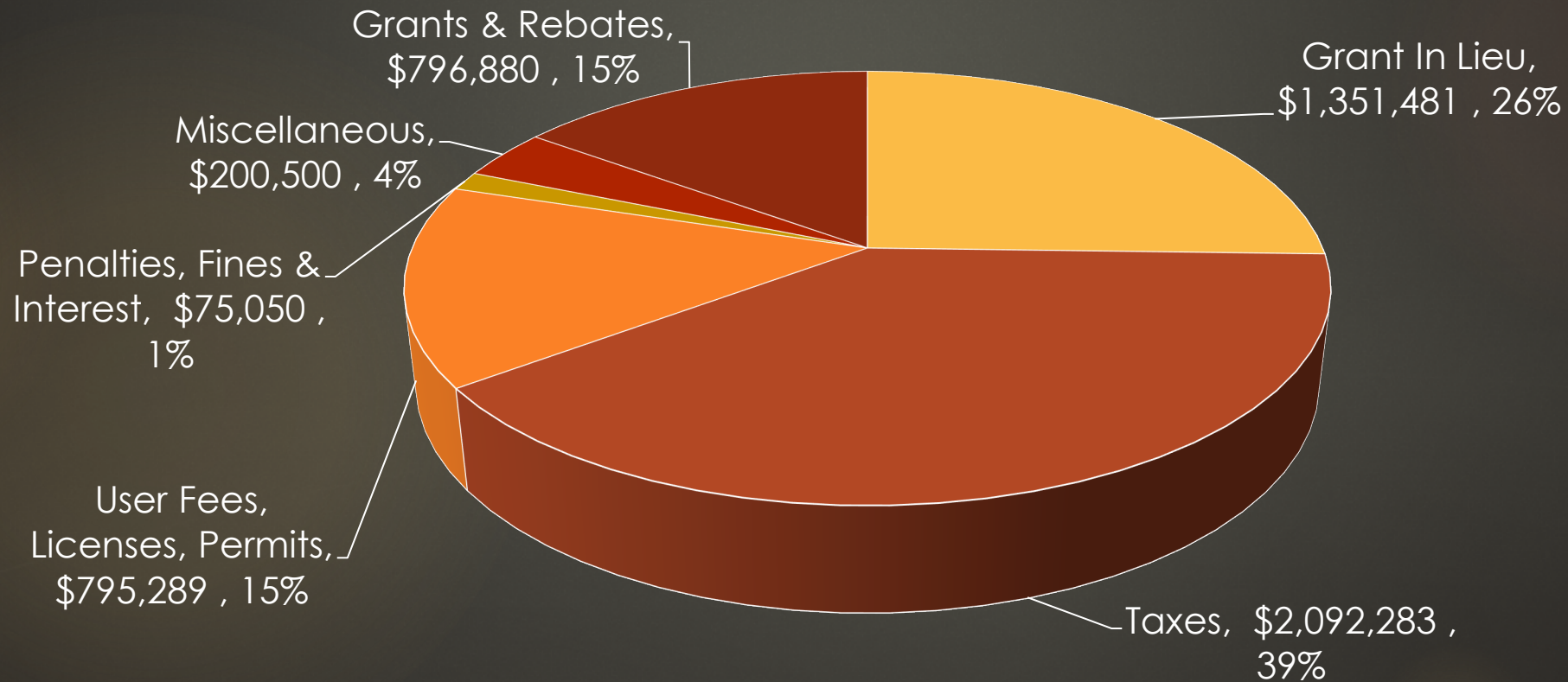
# 2025 Budgeted Revenues

	Taxation	Grant in Lieu	Other Revenue	TOTAL
Municipal funds	\$2,067,283	\$1,351,481	\$1,892,719	\$5,311,483
School District	\$1,142,746	\$1,778,092	\$1,438,622	\$4,359,460



# 2025 Budgeted Revenues

## Where does Municipal Funding Come From ?



# 2025 Budgeted Expenditures

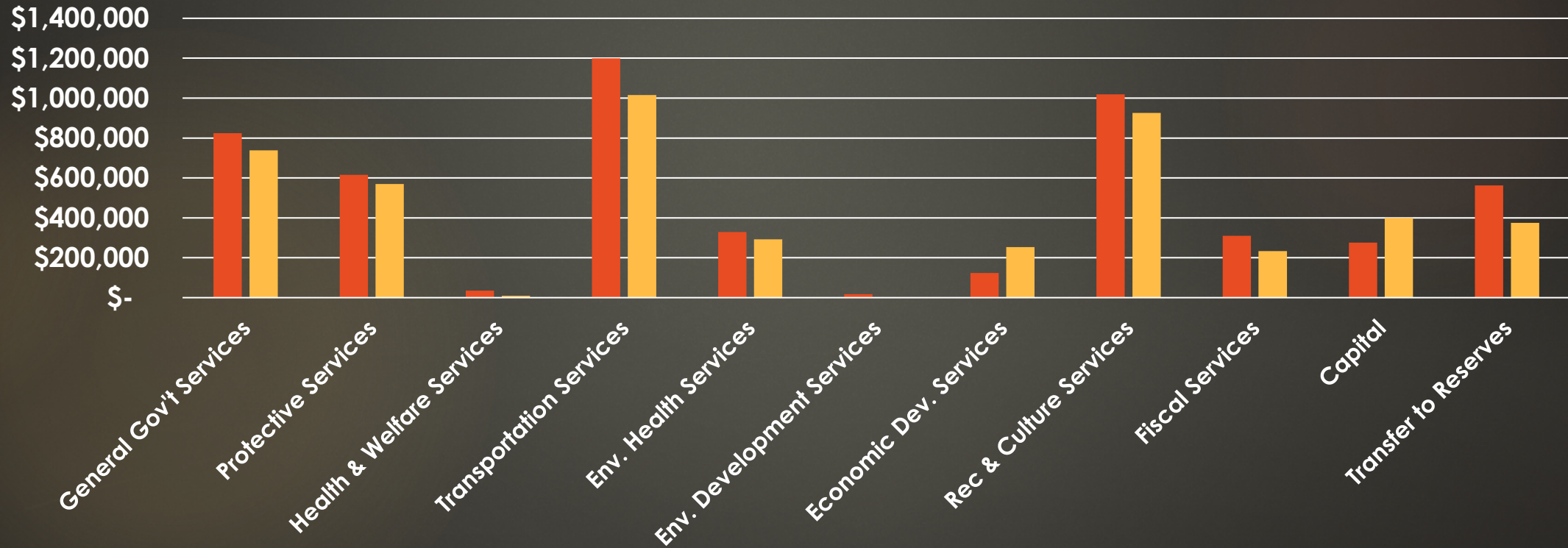
	2025 Budget	2024 Actual
General Government Services	\$824,339	\$737,654
Protective Services	\$615,917	\$569,321
Transportation Services	\$1,199,491	\$1,014,978
Environmental Health Services	\$328,842	\$292,115
Public Health & Welfare Services	\$34,857	\$9,455
Environmental Development Services	\$17,500	\$953
Economic Development/Tourism	\$123,731	\$253,745
Recreation & Culture Services	\$1,019,060	\$925,303
Fiscal Services	\$310,037	\$233,230
Transfers to Reserves	\$562,150	\$374,912
Capital Projects	\$275,559	\$399,330
<b>Total Budgeted Expenditures</b>	<b>\$5,311,483</b>	<b>\$4,810,996</b>

# 2025 Budgeted Expenditures

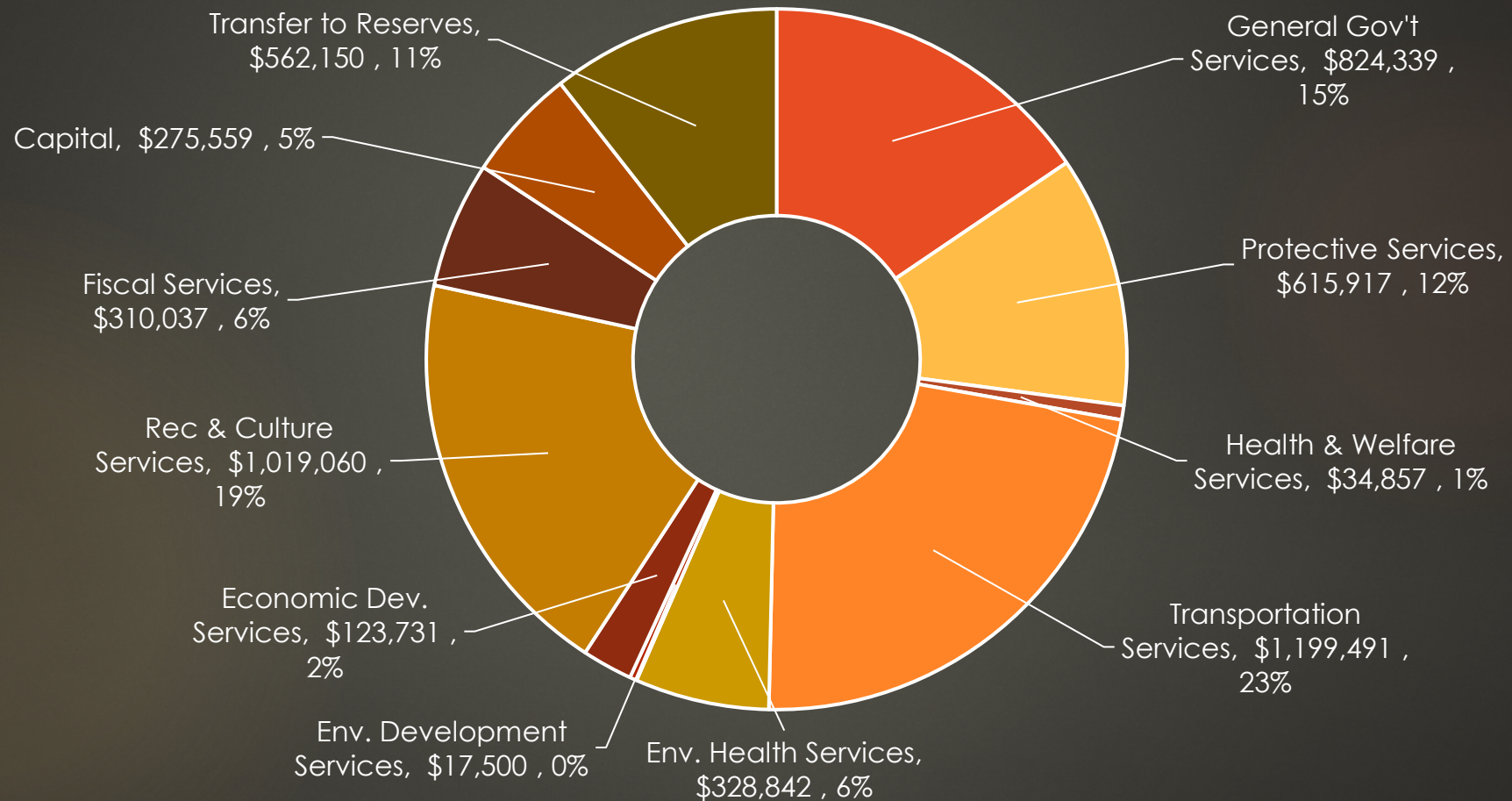


## EXPENDITURES

2025 Budget 2024 Actual

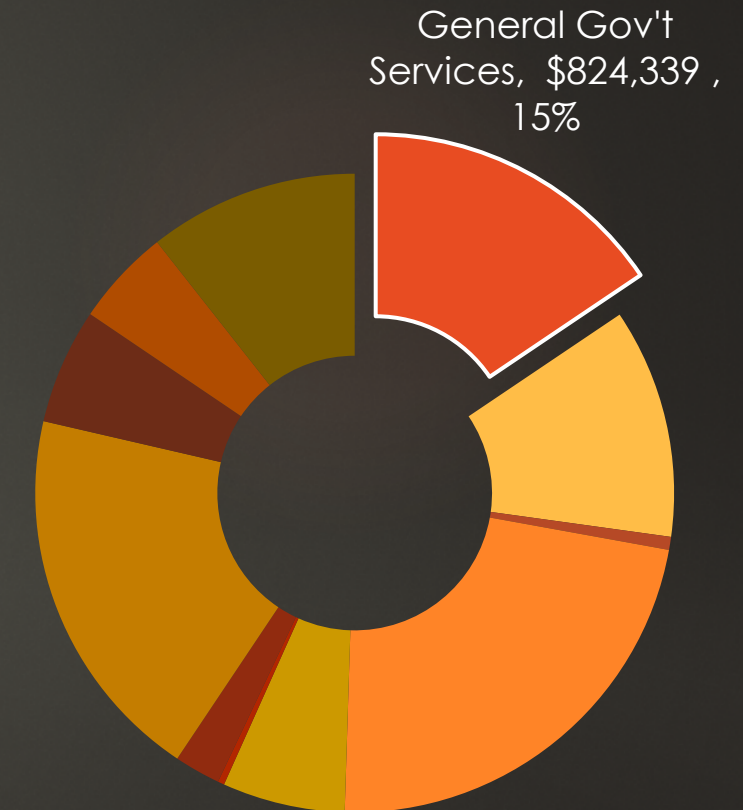


# 2025 Budgeted Expenditures



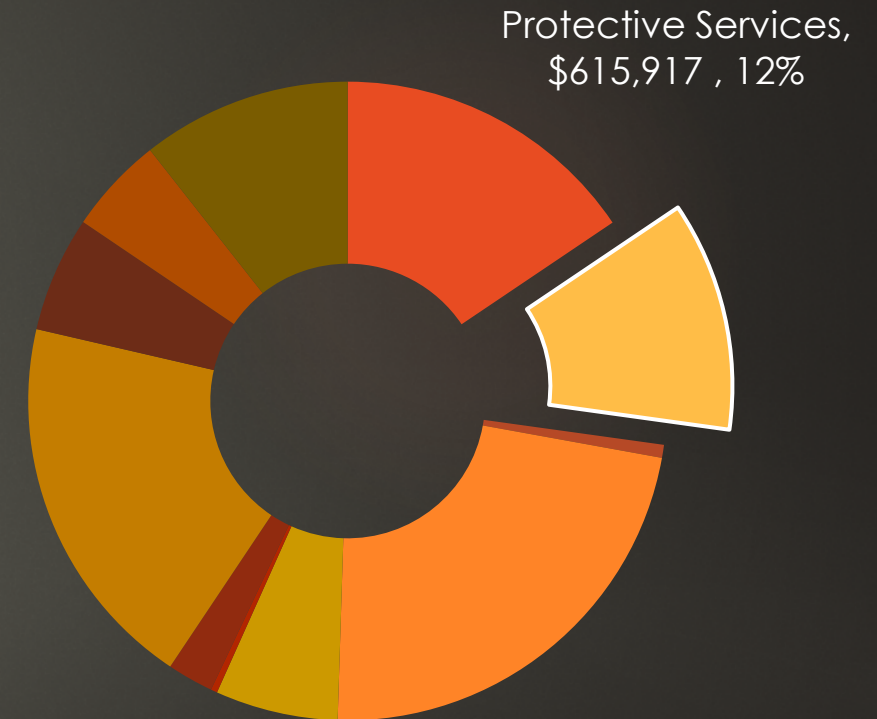
# 2025 Budgeted Expenditures

General Government Services	2025 Budget	2024 Actual
Legislative	\$130,815	\$109,898
Resident Administrator & Office Staff	\$416,774	\$381,493
Office Operating Costs	\$146,400	\$97,254
Professional Fees (Legal, Audit, Consulting)	\$83,000	\$105,104
Assessment Services	\$26,500	\$24,743
Insurance	\$30,000	\$29,876
Election	\$150	\$0
Employee Development/Benefits	\$68,700	\$62,129
Recoveries from Utility	(\$78,000)	(\$72,843)
<b>Total General Government Services</b>	<b>\$824,339</b>	<b>\$737,654</b>



# 2025 Budgeted Expenditures

<b>Protective Services</b>	<b>2025 Budget</b>	<b>2024 Actual</b>
Police	\$359,417	\$339,107
Fire	\$157,600	\$172,718
EMO/911 Telephone Service	\$29,850	\$24,372
By-Law Enforcement	\$35,000	\$10,255
Building/Plumbing Inspection	\$15,800	\$15,205
Pest Control	\$18,250	\$7,664
<b>Total Protective Services</b>	<b>\$615,917</b>	<b>\$569,321</b>



# 2025 Budgeted Expenditures

Transportation Services	2025 Budget	2024 Actual
PW Manager/CET/Leadhand/Public Works Employee Benefits	\$490,591	\$381,376
Equip. Maintenance, Repair & Insurance	\$262,000	\$250,157
Workshop/Yard Operations	\$164,700	\$142,307
Road Construction/Maintenance	\$97,000	\$82,598
Sidewalks/Boulevards	\$36,200	\$24,175
Storm Sewers/Surface Drainage	\$22,500	\$14,183
Snow & Ice Removal/Street Cleaning	\$39,500	\$38,216
Streetlighting/Traffic Services	\$87,000	\$79,326
<b>Total Transportation Services</b>	<b>\$1,199,491</b>	<b>\$1,012,339</b>

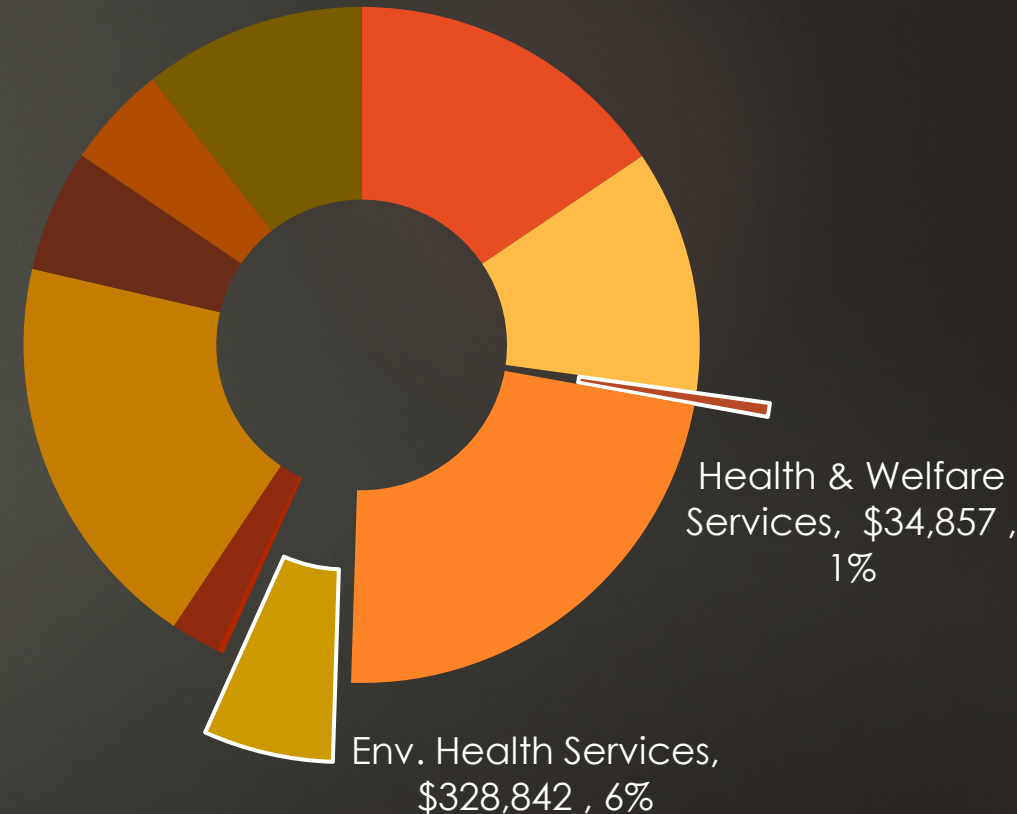


Transportation Services, \$1,199,491 , 23%

# 2025 Budgeted Expenditures

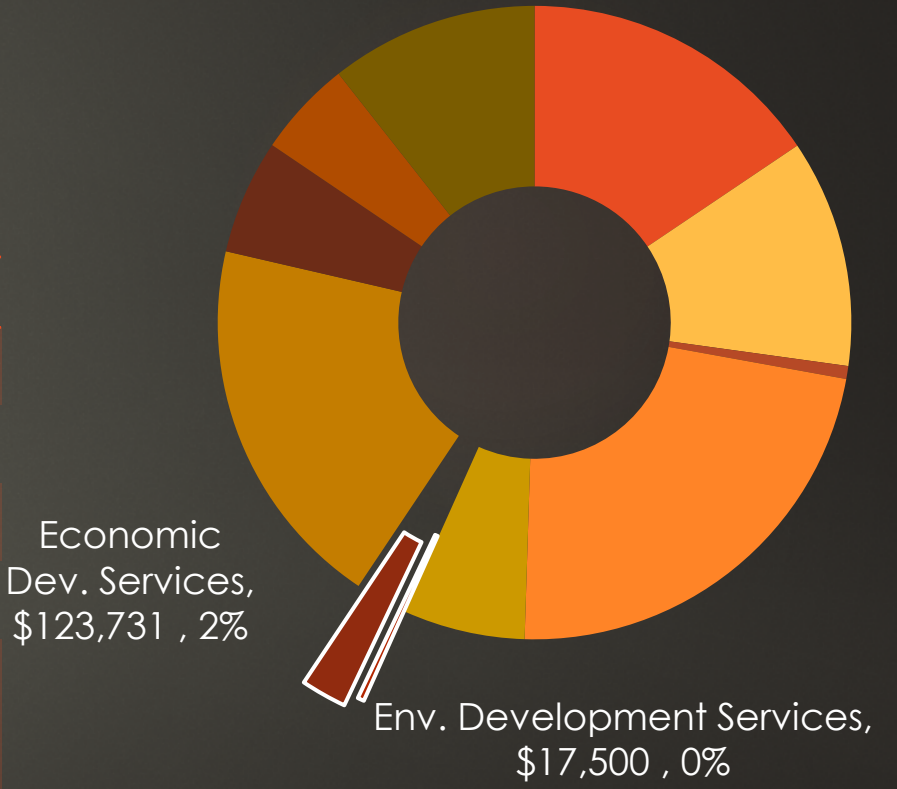
Environmental Health	2025 Budget	2024 Actual
Garbage Collection	\$78,500	\$80,735
Landfill	\$121,842	\$105,990
Recycling	\$128,500	\$105,291
<b>Total Environmental Health</b>	<b>\$328,842</b>	<b>\$292,016</b>

Public Health & Welfare	2025 Budget	2024 Actual
Cemetery	\$3,100	\$249
HandiVan	\$3,500	\$3,500
Medical Personnel Recruitment	\$25,000	\$0
Social Assistance	\$3,257	\$3,257
<b>Total Public Health &amp; Welfare</b>	<b>\$34,857</b>	<b>\$7,007</b>



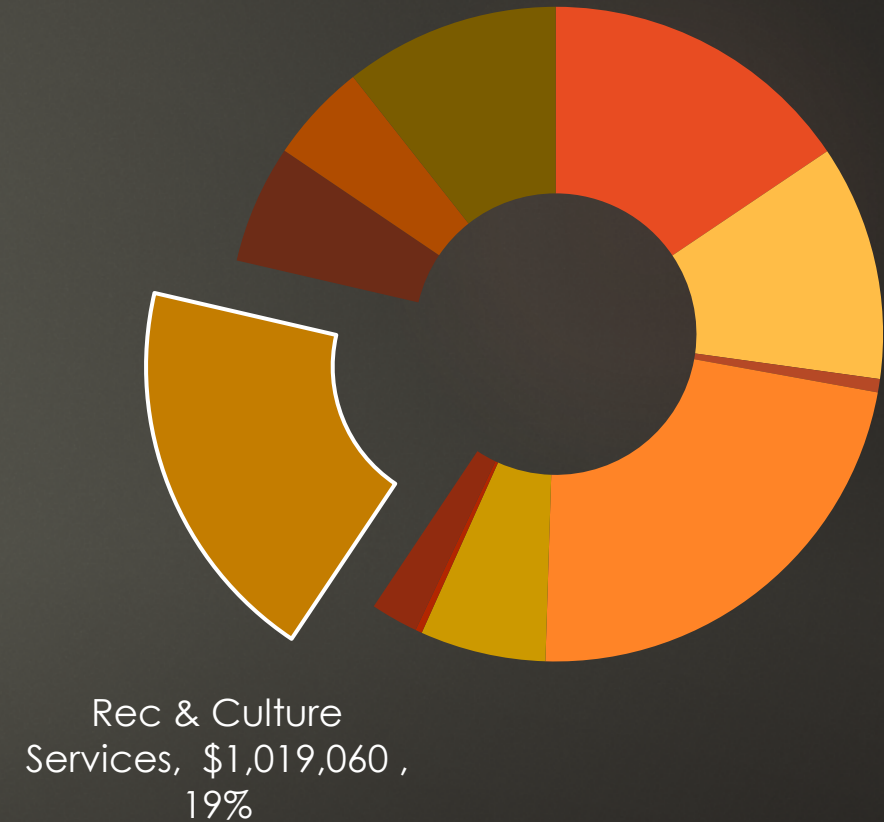
# 2025 Budgeted Expenditures

Environmental Development	2025 Budget	2024 Actual
Planning & Zoning	\$15,750	\$953
Urban Weed Control	\$1,750	\$0
<b>Total Environmental Development</b>	<b>\$17,500</b>	<b>\$953</b>
Economic Development & Tourism	2025 Budget	2024 Actual
Pinawa Community Development Corp.	\$0	\$135,000
Economic Development Activities	\$29,650	\$51,289
Tourism	\$78,900	\$56,892
Post Secondary Scholarship	\$1,000	\$1,000
Committee Grants (Trails, LDB Airport, Ski Club, Christmas Committee, Arts Council, Sno Pals, HandiVan Building)	\$14,181	\$9,095
<b>Total Economic Development &amp; Tourism</b>	<b>\$123,731</b>	<b>\$253,276</b>



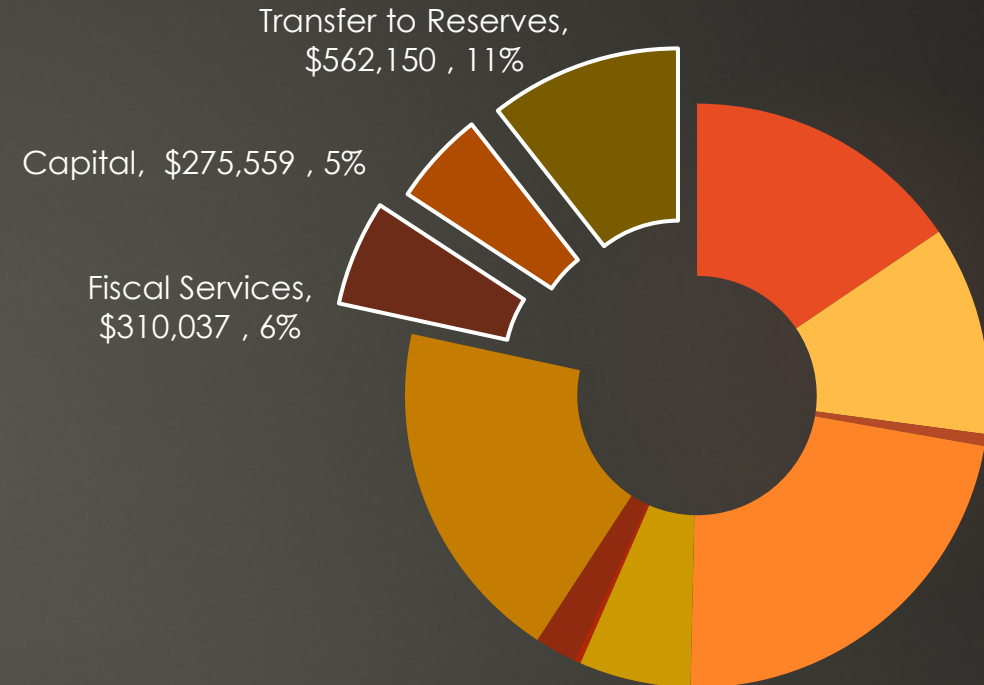
# 2025 Budgeted Expenditures

Recreation & Culture	2025 Budget	2024 Actual
Recreation	\$75,643	\$42,042
Community Centre	\$222,700	\$245,856
Pool & Beach	\$152,400	\$140,750
Arena	\$81,100	\$87,789
Marina	\$42,500	\$9,040
Parks & Playgrounds	\$129,500	\$87,324
Vanier Centre	\$41,813	\$28,951
Library	\$42,900	\$42,000
Shaw Direct	\$230,504	\$239,142
<b>Total Recreation &amp; Culture</b>	<b>\$1,019,060</b>	<b>\$922,893</b>



# 2025 Budgeted Expenditures

Transfers to Reserves	2024 Budget
Road Paving Reserve	\$15,000
TIFF Reserve	\$10,500
Equipment Replacement Reserve	\$100,000
Fire Equipment Reserve	\$55,000
Landfill Cell & Closure Reserves	\$41,852
Handi-Van Reserve	\$5,000
Marina Reserve	\$9,000
Building Reserve	\$25,000
Canada Community Building Fund	\$88,298
Economic Development Reserve	\$12,500
Asset Renewal Reserve	\$200,000*
<b>Total Transfers to Reserves</b>	<b>\$562,150</b>



Fiscal Services	2024 Budget
Debenture Payments	\$218,052
Transfer to Utility – Lagoon/Awanipark	\$91,985
Capital Projects	\$275,559

\*\$200,000 transfer funded by 2023 Surplus

# 2025 LGD of Pinawa Utility Budget

<b>Utility Revenues</b>	<b>2025 Budget</b>	<b>2024 Actual</b>
Utility Operations	\$791,303	\$660,491

<b>Utility Expenditures</b>	<b>2025 Budget</b>	<b>2024 Actual</b>
Purification & Treatment	\$396,800	\$348,507
Transmission & Distribution	\$44,000	\$37,126
Sewage Collection	\$5,200	\$3,368
Sewage Lift Station & Lagoon	\$22,000	\$17,914
Shared Costs	\$78,000	\$72,843
Debt Charges	\$145,304	\$145,304
Contribution to Reserve/Capital	\$100,000	\$109,540
<b>Total Utility Expenditures</b>	<b>\$791,303</b>	<b>\$734,602</b>
<b>Net Income (Loss)</b>	<b>\$0</b>	<b>(\$74,111)</b>

# 2025 Awanipark Utility Budget

<b>Utility Revenues</b>	<b>2025 Budget</b>	<b>2024 Actual</b>
Utility Operations	\$52,994	\$51,528

<b>Utility Expenditures</b>	<b>2025 Budget</b>	<b>2024 Actual</b>
Administration	\$530	\$331
Water Purchases	\$22,500	\$50,420
Other Water Supply Costs	\$5,680	\$3,299
Debt Charges	\$21,725	\$21,725
Contribution to Reserve/Capital	\$2,500	\$2,500
<b>Total Utility Expenditures</b>	<b>\$52,994</b>	<b>\$78,276</b>
<b>Net Income (Loss)</b>	<b>\$0</b>	<b>(\$26,747)</b>

# 2025 Capital Projects

<b>Capital Expenditures</b>	<b>2025 Budget</b>	<b>Funding Source</b>
Public Works Equipment	\$85,000	Equipment Reserve
Garbage Truck & Bins	\$415,096	Borrowing
Drainage	\$35,100	Canada Community Building Reserve
Landfill Expansion	\$206,269	Grant/Landfill Reserve
Community Centre Upgrades	\$68,000	Building Reserve
New Daycare – LGD Contribution	\$100,000	Economic Development Reserve
Suspension Bridge Parking Lot Reconfiguration	\$20,000	Economic Development Reserve
Pool Building Renovations	\$370,723	Grant/Borrowing
Fire Dept - Squad 1 & Fire Hall Upgrades & Risk/Hazard Analysis	\$134,763	Grant/Fire Department Reserve
Fire Based Emergency Response Program	\$24,820	General Operating Fund
**Marina Wall Replacement	\$2,300,000	Disaster Financial Assistance

# Reserve Balances

Reserve	January 1, 2025	2025 Contribution	Expenditures
Road Paving	\$125,787	\$15,000	
Equipment Replacement	\$315,788	\$100,000	-\$85,000
Landfill/Landfill Closure	\$138,781	\$41,852	-\$100,000
Fire Department	\$218,255	\$55,000	-\$53,500
Building	\$177,457	\$25,000	-\$68,000
Canada Community Building Fund	\$332,509	\$88,298	-\$137,183
Handi-van	\$50,762	\$5,000	
Economic Development	\$209,803	\$0	-\$120,000
Asset Renewal	\$150,005	\$200,000	
TIFF	\$11,799	\$10,500	
Utility	\$137,481	\$100,000	
Awanipark Utility	\$7,513	\$2,500	

# 2025 Financial Plan

**QUESTIONS ?**

Thank you for your time!