

MUNICIPALITY OF ROBLIN

BY-LAW NO. 5-20

WHEREAS Section 304(1) of *The Municipal Act* requires that no later than May 15th of each year, after adopting its operating budget for the year, a council must by by-law:

- a) set a rate or rates of tax sufficient to raise
 - (i) the revenue to be raised by property taxes as set out in the operating budget, and
 - (ii) the revenue to be raised in the year to pay for a local improvement or special service and to pay the requisitions payable by the municipality;
- 2) impose taxes
 - (i) in accordance with the tax rate of rates set under clause (a) on the portioned value of each assessable property in the municipality that is liable under *The Municipal Assessment Act* to that tax, and
 - (ii) where the tax is in respect of a local improvement or special service, in accordance with the local improvement or special services by-laws; and
- 3) set a due date for payment of the tax;

AND WHEREAS Section 344 of *The Municipal Act* provides that "A council may by by-law allow a discount, subject to any limitation prescribed by the minister by regulation, for the prepayment of taxes on or before a date specified in the by-law.";

AND WHEREAS Section 346(2) of *The Municipal Act* provides that a council may by by-law

- (a) set a rate, subject to any limitation prescribed by the minister by regulation, at which penalties may be imposed in respect of tax arrears; and
- (b) impose penalties at that rate;

AND WHEREAS the Council of the Municipality of Roblin has made estimates of all sums required by the Corporation for the year 2020, which estimates are attached hereto as Schedule "A", and form part of this By-law;

AND WHEREAS it is necessary by By-law or By-laws to levy a rate or rates of so much on the dollar upon the assessed value of all rateable property liable therefore in the municipality as the Council deems sufficient to raise the sums required for the lawful purposes of the Corporation as shown by said estimates;

AND WHEREAS the assessed portioned value of the whole rateable property within the Municipality of Roblin according to the latest revised Assessment Roll is \$230,801,440;

AND WHEREAS it is necessary to fix the rates of taxation for the purpose aforesaid and the time for the payment of all rates and taxes so fixed and levied;

NOW THEREFORE the Council of the Municipality of Roblin, in open session assembled, enacts as follows:

ESTIMATES

1. THAT the financial plan of the Municipality of Roblin of all sums required for the lawful purposes of the Corporation for the year 2020, as set forth in Schedule "A" hereto attached as amended and identified by the signature of the Head of Council and the Chief Administrative Officer, are hereby approved and adopted.

UNCONTROLLABLE PURPOSES

2. THAT the following respective rates of so much on the dollar be and are hereby levied for the year 2020, upon the assessed value of all the rateable property in the municipality respectively liable therefore according to the latest

revised Assessment Roll of General and Personal Property thereof, to raise the sums required for the uncontrollable purposes of the Corporation, which said rates, assessed values and sums required are set out in Schedule "A" viz;

- a) The following respective Foundation and Special rates of so many mills on the dollar levied under Sections 184 and 188 of *The Public Schools Act*, as shown in Schedule "A" viz:
- Education Support Levy (ESL) 8.829 mills
 - Mountain View School Division (MVSD) 14.729 mills
- to provide for payments required for school purposes.
- b) That a Special Local Improvement rate of 3.219 mills on the dollar be charged upon the assessed value of all rateable property in Local Improvement District No. 1 to provide for the balance of water and sewer debentures issues under By-laws 421-03, 488-06, 509-06, 530-08 and 560-09 and 9-16.

CONTROLLABLE PURPOSES

3. a) THAT a general rate of 11.058 mills on the dollar be and hereby is levied for the year 2020, upon the assessed value of all rateable property in the Municipality liable therefore according to the latest revised general personal property Assessment Rolls therefore to provide for the payment of the amount estimated as required for the general controllable purpose of the corporation.
- b) THAT a Special Service rate as set out in By-law #3-18 for the provision of street lighting be as follows for the year 2020:
- | | |
|---------------------------------|----------------|
| <i>Area 1 (San Clara)</i> | <i>\$39.24</i> |
| <i>Area 2 (Roblin)</i> | <i>\$52.87</i> |
| <i>Area 3 (Bield)</i> | <i>\$18.10</i> |
- c) THAT a Special Service rate as set out in By-law #4-18 for the provision of essential services for policing within the former Town of Roblin be as follows for the year 2020:
- | | |
|-------------------------|----------------|
| <i>Per parcel</i> | <i>\$96.40</i> |
|-------------------------|----------------|
- THAT a Special Service rate as set out in By-law #4-18 for the provision of essential services including incentives to health care professionals, fire and emergency management services for all properties within the Municipality of Roblin be as follows for the year 2020:
- | | |
|-------------------------|----------------|
| <i>Per parcel</i> | <i>\$41.33</i> |
|-------------------------|----------------|
- d) THAT a Special Service rate as set out in By-law #5-18 for garbage collection and operation of the waste disposal sites be as follows for the year 2020:
- Urban Area:
- | | |
|--------------------------------------|----------------------------|
| <i>One pick up per week</i> | <i>\$159.26 per parcel</i> |
| <i>Two pick ups per week</i> | <i>\$254.82 per parcel</i> |
| <i>Three pick ups per week</i> | <i>\$358.33 per parcel</i> |
| <i>Four pick ups per week</i> | <i>\$445.93 per parcel</i> |
| <i>Five pick ups per week</i> | <i>\$517.58 per parcel</i> |
- Rural Area:
- | | |
|-------------------------|----------------|
| <i>Per parcel</i> | <i>\$72.21</i> |
|-------------------------|----------------|
- e) THAT a Special Service rate as set out in By-law #6-18 for the collection of recyclable materials be follows for the year 2020:
- Urban Area:
- | | |
|-------------------------|----------------|
| <i>Per parcel</i> | <i>\$35.00</i> |
|-------------------------|----------------|
- Rural Area:
- | | |
|-------------------------|----------------|
| <i>Per parcel</i> | <i>\$12.63</i> |
|-------------------------|----------------|

- f) THAT a Special Service rate as set out in By-law #-7-18 to establish a rate for recreation support services be as follows for the year 2020:
Per parcel.....\$169.86


PAYMENT OF TAXES

4. a) THAT all taxes and rates imposed and levied for the year 2020, shall be deemed to have been imposed and to be due and payable on the 31st day of October, 2020.
- b) THAT taxes may be paid by installments.
- c) THAT a discount of 1% in January through June and a discount of 0.5% in July be allowed on payments made on current taxes. *Due to COVID-19 and the uncertainty of returning to a normal work schedule by a set date, Council reserves the right to change the discount period by a resolution of Council.*
- d) THAT on or after the first day of November 2020, a penalty of 1 1/4% per month shall be added on the first day of each month on all unpaid taxes. *Due to COVID-19 and the uncertainty of returning to a normal work schedule by a set date, Council reserves the right to change the penalty charges by a resolution of Council.*

DONE AND PASSED by the Council of the Municipality of Roblin, in session, duly assembled, in the Council Chambers, in Roblin, Manitoba this 12th day of May, 2020.



Robert Misko
Head of Council



Dione Cherneski
Chief Administrative Officer

Read a first time, at the special meeting of Council, this 11th day of May, 2020.
Read a second time, at a regular meeting of Council, this 12th day of May, 2020.
Read a third time, at a regular meeting of Council, this 12th day of May, 2020.

THE FINANCIAL PLAN

Municipality of Roblin

For the Year 2020

	ATTACHED	NOT APPLICABLE
Page 1 General Operating Fund - Budgeted Revenue and Expenditure	<input checked="" type="checkbox"/>	<input type="checkbox"/>
Page 2 General Operating Fund - Budgeted Other Revenue and Transfers	<input checked="" type="checkbox"/>	<input type="checkbox"/>
Page 3 General Operating Fund - Budgeted Expenditure	<input checked="" type="checkbox"/>	<input type="checkbox"/>
Page 4 General Operating Fund - Budgeted Expenditure	<input checked="" type="checkbox"/>	<input type="checkbox"/>
Page 5 General Operating Fund - Budgeted Expenditure	<input checked="" type="checkbox"/>	<input type="checkbox"/>
Page 6 Utility Operating Fund - Budgeted Revenue and Expenditure		
Utility of <u>Municipality of Roblin</u>	<input checked="" type="checkbox"/>	<input type="checkbox"/>
Utility of _____	<input type="checkbox"/>	<input checked="" type="checkbox"/>
Utility of _____	<input type="checkbox"/>	<input checked="" type="checkbox"/>
Page 7 Local Urban District - Budgeted Revenue and Expenditure		
L.U.D. of _____	<input type="checkbox"/>	<input checked="" type="checkbox"/>
L.U.D. of _____	<input type="checkbox"/>	<input checked="" type="checkbox"/>
L.U.D. of _____	<input type="checkbox"/>	<input checked="" type="checkbox"/>
Page 8 Calculation of Tax Levies	<input checked="" type="checkbox"/>	<input type="checkbox"/>
Page 9 Sundry Revenue and Expenditure Analysis	<input checked="" type="checkbox"/>	<input type="checkbox"/>
Page 10 Rural Area and General Municipal Requirements	<input type="checkbox"/>	<input checked="" type="checkbox"/>
Page 11 General Operating Fund - Debenture Debt Charges	<input type="checkbox"/>	<input checked="" type="checkbox"/>
Page 12 Utility Operating Fund - Debenture Debt Charges	<input checked="" type="checkbox"/>	<input type="checkbox"/>
Page 13 Capital Budget (Current Year)	<input checked="" type="checkbox"/>	<input type="checkbox"/>
Page 14/15 Capital Expenditure Program (Subsequent Five Years)	<input checked="" type="checkbox"/>	<input type="checkbox"/>

**GENERAL OPERATING FUND
BUDGETED REVENUE AND EXPENDITURE**

Municipality of Roblin



For the Year 2020

REVENUE

	Last Year Budgeted	Last Year Actual	This Year Budgeted	Next Year Budgeted
1 Total Tax Levy - Page 8	7,122,294.61	7,096,992.25	7,321,850.77	7,310,758.00
2 Total Grants in Lieu of Taxes - Page 8	177,538.44	168,515.32	180,985.22	180,000.00
3 Sub-total	7,299,833.05	7,265,507.57	7,502,835.99	7,490,758.00
4				
5 School Requisitions (deduct) - Page 8	3,531,160.00	3,531,160.00	3,609,422.00	3,645,000.00
6				
7 Municipal Taxes and Grants in Lieu of Taxes	3,768,673.05	3,734,347.57	3,893,413.99	3,845,758.00
8				
9 Other Revenue - Page 2	2,277,720.00	2,184,501.77	1,610,353.00	1,500,601.00
10 Transfers from Accumulated Surplus & Reserves - Page 2	200,000.00	200,000.00	300,000.00	250,000.00
11				
12 Total Municipal Revenue	6,246,393.05	6,118,849.34	5,803,766.99	5,596,359.00

EXPENDITURE

18 General Government Services	771,125.00	748,882.66	766,910.00	750,375.00
19 Protective Services	535,870.00	503,298.60	528,425.00	542,600.00
20 Transportation Services	2,218,460.00	1,900,888.72	1,845,860.00	1,787,370.00
21 Environmental Health Services	423,240.00	418,905.78	434,380.00	437,700.00
22 Public Health and Welfare Services	31,500.00	20,591.44	33,340.00	33,200.00
23 Environmental Development Services	144,900.00	123,176.97	86,840.00	88,700.00
24 Economic Development Services	204,580.00	165,077.96	133,350.00	137,900.00
25 Recreation and Cultural Services	676,629.00	613,884.11	559,570.00	680,565.00
26 Fiscal Services (L46/47/50, Page 5)	397,492.08	369,693.27	558,127.20	589,020.00
27				
28 Agricultural Tax Credit Program (Pg 9 (L51))	198,117.53	198,117.53	222,692.50	0.00
29 Transfers - Deficit Recovery - Page 9 (L52/L53)	77,372.01	77,372.01	67,393.47	34,000.00
30 - To Reserves - Page 5	565,000.00	545,000.00	562,067.00	509,929.00
31				
32 Total Basic Expenditure	6,244,285.62	5,684,889.05	5,798,955.17	5,591,359.00
33				
34 Allowance For Tax Assets - Page 8	2,107.43	2,107.43	4,811.82	5,000.00
35				
36 Total Municipal Expenditure	6,246,393.05	5,686,996.48	5,803,766.99	5,596,359.00
37				
38 Net Operating Surplus (Deficit)	0.00	431,852.86	0.00	0.00

Departmental Use Only	Adopted by Resolution of Council	 Robert Misko, Head of Council	
	May 12, 2020		 Dione Cherneski, Chief Administrative Officer

**GENERAL OPERATING FUND
BUDGETED OTHER REVENUE AND TRANSFERS**

MUNICIPALITY OF ROBLIN

For the Year 2020

Other Revenue	Last Year Budgeted	Last Year Actual	This Year Budgeted	Next Year Budgeted
1 Taxes Added	60,000.00	11,661.74	0.00	25,000.00
2 Tax Penalties	56,000.00	64,028.39	30,000.00	60,000.00
3 Licenses - Animal	225.00	430.00	450.00	450.00
4 - Business	1,200.00	1,570.00	1,500.00	1,600.00
5 - Other <u>Camping/Marriage/Lottery</u>	8,000.00	8,701.50	3,575.00	7,500.00
6 - Tax Certificates	4,000.00	2,960.00	3,000.00	3,500.00
7 - Insurance	25,000.00	12,640.76	14,280.00	14,000.00
8 Permits - Building	15,400.00	23,868.43	15,500.00	16,500.00
9 - Other _____	6,600.00	16,774.34	9,700.00	15,000.00
10 Fines	8,500.00	4,921.57	2,500.00	4,000.00
11 Sales of Service - General Government				
12 - Protective	14,100.00	14,100.00	14,100.00	14,100.00
13 - Transportation	68,000.00	45,966.70	33,750.00	40,000.00
14 - Environmental Health	69,400.00	56,571.64	66,710.00	70,000.00
15 - Public Health and Welfare				
16 - Environmental Development				
17 - Economic Development	5,000.00	1,546.81	1,500.00	1,500.00
18 - Recreation and Culture	193,555.00	171,679.38	94,790.00	175,000.00
19 - Recreation Capital	53,000.00	12,505.22	95,000.00	55,000.00
20 - Other (Sale of Maps and Photocopies)	3,000.00	1,766.10	1,025.00	1,500.00
21				
22 Sales of Goods	280,000.00	235,490.75	0.00	0.00
23 Rentals	35,000.00	38,932.91	20,400.00	35,000.00
24				
25 Trailer Park Fees	31,250.00	33,390.00	38,975.00	40,990.00
26 Concessions and Franchises/Sale of Land	5,000.00	24,450.00	18,000.00	35,000.00
27 Returns from Investments	76,000.00	99,013.84	81,000.00	80,000.00
28 Development and Dedication Fees	0.00	0.00	0.00	0.00
29 Unconditional Grants - Municipal Operating	421,390.00	434,370.52	408,600.00	408,500.00
30 - Other (Roads and Bridges Infrastructure)	61,500.00	61,500.00	61,500.00	61,500.00
31 - Other _____				
32 Conditional Grants - Federal Government	1,600.00	1,590.00	0.00	0.00
33 - Federal - Gas Tax	345,900.00	344,758.00	172,967.00	180,829.00
34 (Page 9) - Provincial Government	316,175.00	320,349.36	315,361.00	50,132.00
35 - Municipal Government				
36 - Other - MARRC-Oil Recycling	2,925.00	2,236.04	2,000.00	2,000.00
37 - Other _____	10,000.00	17,223.37	0.00	0.00
38 Other Income - <u>Grazing Lease</u>	25,000.00	28,395.70	27,470.00	27,000.00
39 - <u>Miscellaneous Revenue</u>	75,000.00	91,108.58	76,700.00	75,000.00
40 _____				
41 _____				
42 _____				
43				
44 Total Other Revenue - Page 1	2,277,720.00	2,184,501.77	1,610,353.00	1,500,601.00
45				
46 Transfers From				
47 - Accumulated Surplus	200,000.00	200,000.00	300,000.00	200,000.00
48 - Reserves (Page 13)	0.00	0.00	0.00	50,000.00
49				
50 Total Transfers - Page 1	200,000.00	200,000.00	300,000.00	250,000.00
51				
52				
53 TOTAL OTHER REVENUE AND TRANSFERS - PAGE 8	2,477,720.00	2,384,501.77	1,910,353.00	1,750,601.00

BUDGETED EXPENDITURE

Municipality of Roblin

For the Year 2020

			Last Year Budgeted	Last Year Actual	This Year Budgeted	Next Year Budgeted
	GENERAL GOVERNMENT SERVICES					
1	1100	Legislative	78,525.00	77,991.81	68,785.00	78,525.00
2	1200	General Administrative				
3	1212	Chief Administrative Officer and Staff	320,000.00	267,118.81	342,845.00	300,000.00
4	1215	Office	81,200.00	90,586.88	90,000.00	90,000.00
5	1216	Legal	10,000.00	5,431.66	8,100.00	8,500.00
6	1217	Audit	25,000.00	25,000.00	20,000.00	20,000.00
7	1218	Assessment	47,800.00	47,785.06	46,430.00	46,500.00
8	1240	Taxation	84,100.00	97,839.27	98,300.00	98,500.00
9	1300	Other General Government				
10	1310	Elections	1,000.00	350.00	350.00	350.00
11	1320	Conventions	30,000.00	24,156.03	19,300.00	25,000.00
12	1330	Damage Claims and Liability Insurance	63,000.00	86,237.72	70,000.00	78,000.00
13	1340	Intergovernmental Relations	2,500.00	2,477.42	1,600.00	2,000.00
14	1350	Grants - General	28,000.00	23,908.00	1,200.00	3,000.00
15	1360	Other General Government-Sundry				
16		Past-Service Pension Payments				
17		Unallocated Employee Benefits				
18						
19		SUB-TOTAL GENERAL GOVERNMENT SERVICES	771,125.00	748,882.66	766,910.00	750,375.00
20						
21	1991	Recoveries (deduct) - Utility				
22						
23		TOTAL GOVERNMENT SERVICES - TO PAGE 1	771,125.00	748,882.66	766,910.00	750,375.00
24						
25		PROTECTIVE SERVICES				
26	2100	Police	280,000.00	255,249.44	266,400.00	275,000.00
27	2400	Fire	152,375.00	163,736.90	170,100.00	172,000.00
28	2500	Emergency Measures				
29	2510	Emergency Measures Organization/DFA	15,000.00	14,538.10	24,900.00	21,000.00
30	2520	Flood Control	15,300.00	1,295.52	2,700.00	3,000.00
31	2540	Handi-Van	42,460.00	39,122.87	33,055.00	40,000.00
32	2550	Other (E 9-1-1)	13,900.00	13,948.76	14,370.00	14,400.00
33	2600	Other Protection				
34	2621	Building Inspection				
35	2622	Electrical Inspection				
36	2623	Plumbing Inspection				
37	2626	Other Safety Inspections				
38	2630	License Inspection (By-law Enforcement)	2,900.00	3,190.98	3,800.00	4,000.00
39	2640	Animal and Pest Control	2,800.00	1,333.93	2,200.00	2,300.00
40	2650	Other - Hydrant Rental	10,400.00	10,400.00	10,400.00	10,400.00
41	2650	Other <u>Miscellaneous (Crime Stoppers/COPP)</u>	735.00	482.10	500.00	500.00
42						
43		TOTAL PROTECTIVE SERVICES - TO PAGE 1	535,870.00	503,298.60	528,425.00	542,600.00
44						
45		TRANSPORTATION SERVICES				
46		Road Transport				
47		Administration				
48	32200	Engineering				
49						
50		Roads and Streets				
51		Unallocated Costs				
52	32301	- Wages and Benefits	695,000.00	715,601.75	745,625.00	760,500.00
53	32302	- Equipment Fuel	195,000.00	166,563.19	110,000.00	112,500.00
54	32303	- Equipment Repairs and Maintenance	149,000.00	115,912.23	138,100.00	138,500.00
55	32304	- Equipment Insurance and Registration	14,500.00	16,503.00	18,000.00	18,500.00
56	32305	- Workshop and Yard Operations	64,400.00	60,284.90	60,000.00	61,200.00
57	3230	- Leased Grader(s)	280,000.00	262,040.00	63,100.00	63,100.00
58						
59		Road Construction and Maintenance				
60	32311	- Custom Work	325,000.00	203,169.00	255,000.00	260,000.00
61	32312	- Materials	70,000.00	65,907.36	68,000.00	80,000.00
62	32313	- Rentals				
63		- Misc. Materials				
64		- Highways & Misc.				
65						
66		Transportation Services Sub-Total Forward to Page 4	1,792,900.00	1,605,981.43	1,457,825.00	1,494,300.00

BUDGETED EXPENDITURE

Municipality of Roblin

For the Year 2020

		Last Year Budgeted	Last Year Actual	This Year Budgeted	Next Year Budgeted
1	Transportation Services Sub-Total Forward from Page 3	1,792,900.00	1,605,981.43	1,457,825.00	1,494,300.00
2					
3	32330 Sidewalks and Boulevards	30,000.00	10,585.00	30,000.00	30,000.00
4	32340 Ditches and Road Drainage	96,700.00	49,127.36	68,200.00	60,000.00
5	32350 Storm Sewers	5,000.00	0.00	5,000.00	2,500.00
6	32360 Street Cleaning				
7	32371 Snow and Ice Removal - Labour				
8	32372 - Materials	14,700.00	4,935.66	16,300.00	17,000.00
9	32373 - Rentals	8,000.00	5,822.50	5,000.00	5,000.00
10	3238 Public Works Training and Education	3,000.00	450.00	800.00	1,500.00
11	32400 Bridges				
12	32500 Street Lighting	53,260.00	50,588.43	53,260.00	54,870.00
13	32600 Traffic Services (incl. dust control)	62,200.00	43,274.64	61,200.00	62,000.00
14	3232 Paving	29,000.00	28,323.22	30,000.00	30,000.00
15	32900 Other Road Transport	200.00	200.00	200.00	200.00
16	3291 Airport	31,000.00	10,004.60	29,075.00	30,000.00
17	3293 Other Transportation Services	92,500.00	91,595.88	89,000.00	0.00
18					
19	TOTAL TRANSPORTATION SERVICES - TO PAGE 1	2,218,460.00	1,900,888.72	1,845,860.00	1,787,370.00
20					
21	ENVIRONMENTAL HEALTH SERVICES				
22	Garbage and Waste Collection				
23	4320 Garbage Collection	102,000.00	97,142.88	97,200.00	97,200.00
24	4330-4335 Nuisance Grounds	170,400.00	162,544.12	177,490.00	180,000.00
25	Other Environmental Health				
26					
27	4325/4510 Other/Recycling/Eco Centre	149,340.00	159,218.78	159,190.00	160,000.00
28	4550 Other Enviro Health	1,500.00	0.00	500.00	500.00
29					
30	TOTAL ENVIRONMENTAL HEALTH SERVICES - TO PAGE 1	423,240.00	418,905.78	434,380.00	437,700.00
31					
32	PUBLIC HEALTH AND WELFARE SERVICES				
33	Public Health				
34	5110 Health Unit				
35	5160 Cemeteries	6,200.00	885.00	1,000.00	1,000.00
36	5186 Other RDCF - Cemetery Fund	1,200.00	1,000.00	1,200.00	1,200.00
37					
38	Medical Care				
39	5220 Medical Officer				
40	5220 Other/Doctor R&R Expenses	15,100.00	9,760.00	22,140.00	22,000.00
41	Hospital Care				
42	5370 Hospital Care				
43	Other _____				
44	Social Assistance				
45	5430 Social Assistance	9,000.00	8,946.44	9,000.00	9,000.00
46	Other _____				
47					
48	TOTAL PUBLIC HEALTH & WELFARE SERVICES-TO PAGE 1	31,500.00	20,591.44	33,340.00	33,200.00
49					
50	ENVIRONMENTAL DEVELOPMENT SERVICES				
51	6100 Planning / Zoning / Fire Inspection	105,700.00	109,801.80	62,640.00	64,000.00
52	Community Development				
53	6220 General Land Assembly				
54	6230 Urban Renewal				
55	6240 Beautification and Land Rehabilitation	20,500.00	9,786.67	16,500.00	16,500.00
56	6241 Urban Area Weed Control	200.00	68.50	200.00	200.00
57	6242 Survey Monuments	9,500.00	3,520.00	7,500.00	8,000.00
58	6242 Other Civic Addressing/Surveying	9,000.00	0.00	0.00	0.00
59					
60	TOTAL ENVIRONMENTAL DEVELOPMENT SERVICES - TO PAGE 1	144,900.00	123,176.97	86,840.00	88,700.00

BUDGETED EXPENDITURE

Municipality of Roblin

For the Year 2020

		Last Year Budgeted	Last Year Actual	This Year Budgeted	Next Year Budgeted	
ECONOMIC DEVELOPMENT SERVICES						
1	7100					
2	7120					
3	7121	7,500.00	2,500.00	7,500.00	7,500.00	
4	7122					
5	7123	500.00	0.00	300.00	300.00	
6	7124					
7	7125	11,200.00	11,209.00	14,150.00	14,500.00	
8	7130	32,000.00	31,717.00	31,055.00	31,055.00	
9		1,000.00	1,000.00	1,000.00	1,000.00	
10	7400*	1,000.00	0.00	0.00	0.00	
11	7200	2,745.00	2,844.81	2,745.00	2,745.00	
12	7300	2,500.00	2,413.01	0.00	0.00	
13	7500	104,300.00	82,872.00	33,800.00	33,800.00	
14	7410	935.00	935.00	5,000.00	5,000.00	
15	7420	5,000.00	3,713.73	3,800.00	4,000.00	
16	7505	2,500.00	0.00	0.00	0.00	
17	7500	8,000.00	4,126.09	0.00	4,000.00	
18	7451/52/53	25,400.00	21,747.32	34,000.00	34,000.00	
19						
20	TOTAL ECONOMIC DEVELOPMENT SERVICES - TO PAGE 1		204,580.00	165,077.96	133,350.00	137,900.00
21						
22	RECREATION AND CULTURAL SERVICES					
23	8110	467,040.00	449,482.65	351,970.00	460,000.00	
24		20,500.00	7,643.93	61,500.00	60,000.00	
25	8120	60,550.00	54,351.60	56,020.00	58,000.00	
26	8130					
27	8140					
28	8150					
29	8180	75,870.00	47,389.47	36,610.00	48,965.00	
30	8190					
31	8140-7912/3	3,100.00	5,660.00	3,160.00	2,500.00	
32	8140-7915	50.00	50.00	50.00	50.00	
33	8240	2,000.00	2,050.00	2,050.00	2,050.00	
34	8250	38,519.00	38,530.04	39,360.00	40,000.00	
35	8280					
36		4,500.00	4,500.00	4,500.00	4,500.00	
37	8280	4,500.00	4,226.42	4,350.00	4,500.00	
38						
39	TOTAL RECREATION & CULTURAL SERVICES - TO PAGE 1		676,629.00	613,884.11	559,570.00	680,565.00
40						
41	FISCAL SERVICES					
42	9111					
43	9112					
44	9113					
45	9114					
46	9320	85,425.00	70,942.62	261,060.00	96,000.00	
47	9330	282,067.08	282,067.08	282,067.20	275,020.00	
48	9410					
49	9420					
50	9430	30,000.00	16,683.57	15,000.00	18,000.00	
51	9440	198,117.53	198,117.53	222,692.50	200,000.00	
52		30,740.81	30,740.81	34,036.22	34,000.00	
53		46,631.20	46,631.20	33,357.25	0.00	
54						
55	TOTAL FISCAL SERVICES - TO PAGE 1		672,981.62	645,182.81	848,213.17	623,020.00
56						
57	TRANSFERS					
58	9900			75,000.00	75,000.00	
59	9910					
60	9911	95,000.00	95,000.00	160,000.00	100,000.00	
61	9912	25,000.00	25,000.00	25,000.00	25,000.00	
62	9913	345,900.00	345,900.00	172,967.00	180,829.00	
63		20,000.00	0.00	0.00	0.00	
64		10,000.00	10,000.00	10,000.00	10,000.00	
65		14,100.00	14,100.00	14,100.00	14,100.00	
66					0.00	
67		5,000.00	5,000.00	5,000.00	5,000.00	
68		50,000.00	50,000.00	100,000.00	100,000.00	
69	TOTAL TRANSFERS - TO PAGE 1		565,000.00	545,000.00	562,067.00	509,929.00

**UTILITY OPERATING FUND
BUDGETED REVENUE AND EXPENDITURE**

Municipality of Roblin

For the Year 2020

REVENUE

			Last Year Budgeted	Last Year Actual	This Year Budgeted	Next Year Budgeted
1	300	WATER CONSUMER SALES	479,110.00	432,704.01	453,065.00	450,000.00
2		- Residential				
3		- Commercial and Bulk				
4		- Industrial				
5		- Federal and Provincial				
6	310	SEWER SERVICE CHARGES				
7		- Residential				
8		- Commercial				
9	320	Discounts, Refunds and Cancellations	(1,000.00)	(934.16)	(800.00)	(900.00)
10						
11		Net Consumer Revenue - Sub Total	478,110.00	431,769.85	452,265.00	449,100.00
12						
13	330	Penalties	4,200.00	3,102.37	3,500.00	3,600.00
14	340	Hydrant Rentals	10,400.00	10,400.00	10,400.00	10,400.00
15	350	Installation Service				
16	360	Connection Revenue - Net				
17	370	Provincial Grants	3,200.00	1,631.00	0.00	0.00
18	380	Other Revenue	29,000.00	20,668.45	28,500.00	28,500.00
19	390	Transfer from Revenue Fund - Page 5	282,067.08	282,067.08	282,067.20	275,000.00
20	396	Transfer from Reserves - Utility - Page 13	0.00	0.00	0.00	0.00
21	397	Transfer from Accumulated Surplus				
22						
23		TOTAL REVENUE	806,977.08	749,638.75	776,732.20	766,600.00

EXPENDITURE

27						
28	410	WATER SUPPLY				
29	411	Administration	40,870.00	46,573.91	50,870.00	51,000.00
30	412	Customer Billings and Collections	3,400.00	3,496.07	3,500.00	3,500.00
31	413/414	Purification and Treatment	184,350.00	152,617.47	155,050.00	152,500.00
32		Water Purchases				
33	415	Service of Supply				
34	416	Transmissions and Distribution	20,500.00	10,722.97	16,000.00	17,000.00
35	417	Other Water Supply Costs	121,345.00	125,109.32	127,710.00	129,000.00
36	418	Connections - Net Loss				
37		TOTAL	370,465.00	338,519.74	353,130.00	353,000.00
38						
39	420	SEWAGE COLLECTION AND DISPOSAL				
40	421	Administration	13,345.00	15,436.48	16,915.00	17,250.00
41	422	Sewage Collection System				
42	423	Sewage Lift Station	22,500.00	20,173.60	30,670.00	28,000.00
43	424	Sewage Treatment and Disposal (Lagoon)	18,550.00	8,593.00	21,400.00	21,500.00
44	425	Other Sewage Collection and Disposal Costs	60,250.00	49,736.16	51,140.00	51,850.00
45	426	Connections - Net Loss				
46		TOTAL	114,645.00	93,939.24	120,125.00	118,600.00
47						
48	430	TRANSFER TO CAPITAL - Page 13	39,800.00	21,993.83	11,410.00	0.00
49						
50						
51	450	DEBENTURE DEBT CHARGES - Page 12	282,067.08	282,067.08	282,067.20	275,000.00
52						
53						
54	470	TRANSFERS				
55	471	Deficit Recovery, 20____ - Page 9				
56	472	Transfer to Utility Reserve	0.00	0.00	10,000.00	20,000.00
57	474	Transfer to _____ Reserve				
58		TOTAL	0.00	0.00	10,000.00	20,000.00
59						
60		TOTAL EXPENDITURE	806,977.08	736,519.89	776,732.20	766,600.00
61						
62		NET OPERATING SURPLUS (DEFICIT)	0.00	13,118.86	0.00	0.00

Calculation of Tax Levies

Municipality of Roblin

For the Year 2020

	Assessments				Expenditures			Mill Rate (M/R)	Revenues				
	Taxable	Grazing Lease and/or Converted fees	Grants in Lieu of Taxes	Total	Basic	Allowance Tax Assets	Total		Tax Levy	Otherwise Exempt	Grants in Lieu of Taxes	Grazing lease and / or Converted fees	Total
Education (Requisition) Taxes:													
Education Support Levy (ESL)	22,538,090		1,923,820	24,461,910	215,950.00	24.20	215,974.20	8.829	198,988.80		16,985.41		215,974.20
Mountain View School Division	223,690,510	2,390,220	4,358,550	230,439,280	3,393,472.00	668.16	3,394,140.16	14.729	3,294,737.52		64,197.08	35,205.55	3,394,140.16
Total Education Taxes	246,228,600	2,390,220	6,282,370	254,901,190	3,609,422.00	692.36	3,610,114.36		3,493,726.32		81,182.49	35,205.55	3,610,114.36

Page 1

	Assessments				Expenditures			Mill Rate Frt/PP	Revenues				
	Taxable	Otherwise Exempt	Grants in Lieu of Taxes	Total	Basic	Allowance Tax Assets	Total		Tax Levy	Otherwise Exempt	Grants in Lieu of Taxes	Other Revenues and Transfers	Total
Municipal Taxes:													
Tax Credit Program													0.00
													0.00

	Assessments				Expenditures			Mill Rate	Revenues				
	Taxable	Otherwise Exempt	Grants in Lieu of Taxes	Total	Basic	Allowance Tax Assets	Total		Tax Levy	Otherwise Exempt	Grants in Lieu of Taxes	Other Revenues and Transfers	Total
Debenture Debt Charges													
421-03; 488-06; 509-06	52,255,120	9,671,720	1,795,200	63,722,040	50,200.60	76.09	50,276.69	0.789	41,229.29	7,630.99	1,416.41		50,276.69
530-08 - Sewer & Water	52,270,900	9,671,720	1,795,200	63,737,820	32,376.72	2.09	32,378.81	0.508	26,553.62	4,913.23	911.96		32,378.81
9-16 Water & Sewer	52,270,900	9,671,720	1,795,200	63,737,820	77,035.28	23.74	77,059.02	1.209	63,195.52	11,693.11	2,170.40		77,059.02
9-16 Water & Sewer	44,986,460	9,441,760	1,780,220	56,208,440	77,035.28		77,035.28	pp \$88	77,035.28				77,035.28
9-16 Recovery (Year 2 of 3)	52,270,900	9,671,720	1,795,200	63,737,820	45,419.32	25.75	45,445.07	0.713	37,269.15	6,895.94	1,279.98		45,445.07

	Assessments				Expenditures			Mill Rate	Revenues				
	Taxable	Otherwise Exempt	Grants in Lieu of Taxes	Total	Basic	Allowance Tax Assets	Total		Tax Levy	Otherwise Exempt	Grants in Lieu of Taxes	Other Revenues and Transfers	Total
Special Services Levies													
3-18 - Street Lighting				0.00	57,735.74		57,735.74	pp	50,321.22	5,308.89	2,105.63		57,735.74
4-18 - Policing				0.00	96,886.22		96,886.22	pp	85,453.18	7,904.80	3,528.24		96,886.22
4-18 - Essential Services				0.00	183,625.06		183,625.06	pp	156,901.08	14,176.19	12,547.79		183,625.06
5-18 - Waste				0.00	250,809.92		250,809.92	pp	218,335.52	22,746.14	9,728.26		250,809.92
6-18 - Recycling				0.00	50,782.04		50,782.04	pp	44,512.52	4,306.50	1,963.02		50,782.04
7-18 - Recreation				0.00	384,732.90		384,732.90	pp	332,161.23	37,165.37	15,406.30		384,732.90

	Assessments				Expenditures			Mill Rate	Revenues				
	Taxable	Otherwise Exempt	Grants in Lieu of Taxes	Total	Basic	Allowance Tax Assets	Total		Tax Levy	Otherwise Exempt	Grants in Lieu of Taxes	Other Revenues and Transfers	Total
Deficit Recovery													
Hillsburg Area	37,188,300.00	161,020.00	53,120.00	37,402,440.00	34,036.22		34,036.22	0.910	33,841.35	146.53	48.34		34,036.22
Shell River Area	136,370,670.00		2,072,840.00	138,443,510.00	33,357.25	7.64	33,364.89	0.241	32,865.33		499.55		33,364.89

	Assessments				Expenditures			Mill Rate	Revenues				
	Taxable	Otherwise Exempt	Grants in Lieu of Taxes	Total	Basic	Allowance Tax Assets	Total		Tax Levy	Otherwise Exempt	Grants in Lieu of Taxes	Other Revenues and Transfers	Total
Reserve Funds													
General Reserve													0.00
Machinery Replacement													0.00
Economic Stimulus Fund													0.00

	Assessments				Expenditures			Mill Rate	Revenues				
	Taxable	Otherwise Exempt	Grants in Lieu of Taxes	Total	Basic	Allowance Tax Assets	Total		Tax Levy	Otherwise Exempt	Grants in Lieu of Taxes	Other Revenues and Transfers	Total
General Municipal													
Rural Area													0.00
At Large	226,442,890.00		4,358,550.00	230,801,440.00	2,548,218.17	3,984.15	2,552,202.32	11.058	2,504,005.48		48,196.85		2,552,202.32
Business Tax, Fees				0.00	1,557.00		1,557.00		1,557.00				1,557.00
Other Revenue and Transfers					1,875,147.45		1,875,147.45					1,875,147.45	1,875,147.45
Total Municipal					5,798,955.17	4,119.46	5,803,074.63		3,705,236.77	122,887.68	99,802.73	1,875,147.45	5,803,074.63

Total (Education + Municipal) Taxes					9,408,377.17	4,811.82	9,413,188.99		7,198,963.09	122,887.68	180,985.22	1,910,353.00	9,413,188.99
--	--	--	--	--	---------------------	-----------------	---------------------	--	---------------------	-------------------	-------------------	---------------------	---------------------

Page 1

Page 1

Page 1

Page 1

Page 2

SUNDRY REVENUES AND TRANSFERS

Municipality of Roblin

For the Year 2020

Part 1 - Reserve Transfers

Reserve Name & By-Law No.	Fund Name & By-Law No.	Purpose	Amount
From	To		
1			
2			
3			
4			
5			
6			
7			
8			
9			
10			
11			
12			
13			
14			
15			
16			
17			
18			

Part 2 - Conditional Transfers and Grants

Government or Agency		Purpose	Amount	
19	Manitoba Conservation & Climate	Prov	Beaver Control	3,750.00
20	MI	Prov	Gravel PR Contract, MMR & 50/50 Roads	270,211.00
21	MI	Prov	10% Gravel Road Initiative	27,000.00
22	MI Airport Grant	Prov	Operating Grant	2,400.00
23	MARRC	Prov	Eco-Centre Capital and Operating	2,000.00
24	Prov	Prov	Roads and Bridges Infrastructure	61,500.00
25	Municipal Operating Grant	Prov	MOG	408,600.00
26	Prov - BSC Grant	Prov	Community Centre Upgrades (balance)	8,000.00
27	Manitoba Conservation & Climate	Prov	Cupar's Creek & Mitchell's Sub (debris)	4,000.00
29			Subtotal:	787,461.00
30				
31	Recreation Opportunities	Prov	Operating Subsidy	12,790.00
32	Misc/Donations	Local	Roblin Minor Ball	2,000.00
33				
34				
35				
36				
37			Subtotal:	14,790.00

Total - Page 2 802,251.00

Part 3 - Recovery of Previous Years' Deficit - General Operating Fund

Original Deficit Amount	Year	Term	Authority	Amount	
38	RM of Hillsburg	2014	7 yr	Minister's Approval	34,036.22
39	RM of Shell River	2014	3 yr	Minister's Approval	33,357.25
40					
41					

Total - Page 1 67,393.47

Part 4 - Recovery of Previous Years' Deficit - Utility Operating Fund

Original Deficit Amount	Year	Term	Authority	Amount
42				
43				
44				
45				

Total - Page 10- 0.00

CAPITAL BUDGET
(current year)
Municipality of Roblin

For the Year 2020

Part 1 - CAPITAL EXPENDITURES



Particulars of Expenditure	Estimated Total Cost	Borne by General Fund	Borne by Utility Fund	Borne by Reserves	Borne by Borrowing
Equipment:	\$100,110.00	\$90,910.00	\$0.00	\$9,200.00	
W/S Upgrades	\$72,610.00	\$0.00	\$11,410.00	\$61,200.00	
Fire - Capital	\$237,000.00	\$27,000.00	\$0.00	\$210,000.00	
Office/Library Upgrades	\$21,200.00	\$1,200.00	\$0.00	\$20,000.00	
Paving	\$0.00	\$0.00	\$0.00	\$0.00	
Road & Bridge Projects	\$0.00	\$0.00	\$0.00	\$0.00	
Property Development	\$45,500.00	\$12,000.00	\$0.00	\$33,500.00	
Shop Upgrades	\$33,450.00	\$33,450.00	\$0.00	\$0.00	
Drainage/Flood Prevention	\$0.00	\$0.00	\$0.00	\$0.00	
Community Centre Upgrades	\$35,000.00	\$35,000.00	\$0.00	\$0.00	
Protective Equipment	\$0.00	\$0.00	\$0.00	\$0.00	
Recreation Capital	\$126,500.00	\$61,500.00	\$0.00	\$65,000.00	
	671,370.00				
	TOTAL	261,060.00			
		Page 5	11,410.00		
			Page 6	398,900.00	
				Part 2	0.00

PART 2. GENERAL AND SPECIFIC-PURPOSE RESERVE FUND WITHDRAWALS

Reserve Name and By-Law No.	General Fund Transfers		Utility Fund Transfers		Cash Resources
	To Operating	To Capital	To Operating	To Capital	(Opening balance in Reserve)
General Reserve Fund		115,000.00			\$514,779.68
Fire Protection Reserve Fund		210,000.00			\$339,074.63
Gas Tax		40,000.00			\$560,839.73
Special Projects Reserve Fund		3,500.00			\$193,917.16
Utility Reserve		21,200.00			\$154,263.06
	0.00				
	Page 2	389,700.00			
		Part 1	0.00		
			Page 6	0.00	
				Part 1	

PART 3. BORROWING (Subject to Municipal Board Approval)

PROPOSAL	TEMPORARY FINANCING			REPAYMENT	
	Bank Loan	Operating Loan	Reserve Loan	Amount	Term
TOTAL - Part 1				0.00	

Departmental Use Only	Adopted by Resolution of Council  Robert Misko, Head of Council  Dione Cherneski, Chief Administrative Officer May 12, 2020
-----------------------	--

FIVE YEAR CAPITAL EXPENDITURE PROGRAM
Municipality of Roblin

PURPOSE	CAPITAL EXPENDITURE (Mark Priority 1, 2, 3, etc.)						SOURCE OF FUNDS			
	2021	2022	2023	2024	2025	Total	Operating	Reserves	Borrowing	Other
1 Equipment:										
2										
3										
4 Truck (1/2 ton and 3/4 ton)				3	30,000.00		30,000.00	30,000.00		
5 Tractor	4	140,000.00	2	75,000.00			215,000.00	75,000.00	140,000.00	
6 Mower	5	55,000.00	4	55,000.00			110,000.00	110,000.00		
7 Packer			5	35,000.00			35,000.00		35,000.00	
8 Loader	2	205,000.00					205,000.00		205,000.00	
9										
10 Public Works:										
11										
12 Public Works Shop					450,000.00		450,000.00			450,000.00
13										
14 Road/Bridge Projects		3	50,000.00		1	125,000.00			175,000.00	
15 Acidize Well	1	15,000.00	2	15,000.00			30,000.00	30,000.00		
16 Office:										
17 Equipment and Software			3	5,000.00			5,000.00	5,000.00		
18										
19 Paving	3	145,000.00				1	145,000.00		290,000.00	
20 Sidewalks	6	30,000.00	5	30,000.00	4	30,000.00	4	30,000.00	2	30,000.00
21 Water & Sewer			1	200,000.00					200,000.00	
22 WTP Membrane Replacement				1	95,000.00					95,000.00
23 Handi-Van					2	90,000.00			90,000.00	
24 Sub-total:		590,000.00	350,000.00	240,000.00	725,000.00	175,000.00	2,080,000.00	400,000.00	1,135,000.00	545,000.00
25 SOURCE OF FUNDS - ANNUAL							TOTAL			
26 OPERATING		100,000.00	100,000.00	110,000.00	60,000.00	30,000.00	400,000.00			
27 RESERVES		490,000.00	250,000.00	35,000.00	215,000.00	145,000.00	1,135,000.00			
28 BORROWING				95,000.00	450,000.00		545,000.00			
29 OTHER							0.00			
30 TOTAL		590,000.00	350,000.00	240,000.00	725,000.00	175,000.00	2,080,000.00			

Departmental Use Only	Adopted by Resolution of Council: See Page 15
-----------------------	---

**FIVE YEAR CAPITAL EXPENDITURE PROGRAM
Municipality of Roblin**

PURPOSE	CAPITAL EXPENDITURE (Mark Priority 1, 2, 3, etc.)						SOURCE OF FUNDS			
	2021	2022	2023	2024	2025	Total	Operating	Reserves	Borrowing	Other
1 Recreation:										
2 Pool Filters & Media Replacement										
3 Stage										
4 Curling Rink Plant					4 770,000.00	770,000.00			770,000.00	
5 Pool (liner and slide upgrade)		3 200,000.00				200,000.00	200,000.00			
6 Currey Park Upgrades										
7 Rec Facility Upgrade					3 2,000,000.00	2,000,000.00			2,000,000.00	
8 Equipment	4 15,000.00			3 12,000.00		27,000.00		27,000.00		
9 Heater										
10 Hot Tub										
11 Zamboni										
12										
13 Fire Department:										
14 Bunker Gear	1 6,000.00	2 6,000.00	1 6,500.00	1 6,500.00	1 6,500.00	31,500.00	31,500.00			
15 SCBA		1 15,000.00				30,000.00	30,000.00			
16 BA Bottles					2 6,000.00	6,000.00	6,000.00			
17 Laptop/Computers	2 1,500.00					1,500.00	1,500.00			
18 Unit #7 Cab & Chassis										
19 Unit #6 Cab & Chassis				4 40,000.00		40,000.00	40,000.00			
20 Unit #5 Command										
21 Unit #2 Pumper										
22 Other Gear	3 3,500.00					3,500.00	3,500.00			
23 Pumper #1		4 400,000.00				400,000.00			400,000.00	
24 Grand Total:	26,000.00	621,000.00	6,500.00	73,500.00	2,782,500.00	3,509,500.00	312,500.00	27,000.00	3,170,000.00	
25 SOURCE OF FUNDS - ANNUAL						TOTAL				
26 OPERATING	11,000.00	221,000.00	6,500.00	61,500.00	12,500.00	312,500.00				
27 RESERVES	15,000.00			12,000.00		27,000.00				
28 BORROWING		400,000.00			2,770,000.00	3,170,000.00				
29 OTHER										
30 TOTAL	26,000.00	621,000.00	6,500.00	73,500.00	2,782,500.00	3,509,500.00				

Departmental Use Only	Adopted by Resolution of Council _____ May 12, 2020	_____ Robert Misko, Head of Council _____ Dione Cherneski, Chief Administrative Officer
-----------------------	---	--