

## THE FINANCIAL PLAN

\_\_\_\_\_ Rural Municipality of Thompson \_\_\_\_\_

For the Year 2026

|         |   | ATTACHED                            | NOT<br>APPLICABLE        |
|---------|---|-------------------------------------|--------------------------|
| Page 1  | General Operating Fund - Budgeted Revenue and Expenditure     | <input checked="" type="checkbox"/> | <input type="checkbox"/> |
| Page 2  | General Operating Fund - Budgeted Other Revenue and Transfers | <input checked="" type="checkbox"/> | <input type="checkbox"/> |
| Page 3  | General Operating Fund - Budgeted Expenditure                 | <input checked="" type="checkbox"/> | <input type="checkbox"/> |
| Page 4  | General Operating Fund - Budgeted Expenditure                 | <input checked="" type="checkbox"/> | <input type="checkbox"/> |
| Page 5  | General Operating Fund - Budgeted Expenditure                 | <input checked="" type="checkbox"/> | <input type="checkbox"/> |
| Page 6  | Utility Operating Fund - Budgeted Revenue and Expenditure     |                                     |                          |
|         | Utility of <u>    Miami    </u>                               | <input checked="" type="checkbox"/> | <input type="checkbox"/> |
|         | Utility of <u>    Rural    </u>                               | <input checked="" type="checkbox"/> | <input type="checkbox"/> |
| Page 7  | Local Urban District - Budgeted Revenue and Expenditure       |                                     |                          |
|         | L.U.D. of <u>    Miami    </u>                                | <input checked="" type="checkbox"/> | <input type="checkbox"/> |
| Page 8  | Calculation of Tax Levies                                     | <input checked="" type="checkbox"/> | <input type="checkbox"/> |
| Page 9  | Sundry Revenue and Expenditure Analysis                       | <input checked="" type="checkbox"/> | <input type="checkbox"/> |
| Page 10 | Rural Area and General Municipal Requirements                 | <input checked="" type="checkbox"/> | <input type="checkbox"/> |
| Page 11 | General Operating Fund - Debenture Debt Charges               | <input checked="" type="checkbox"/> | <input type="checkbox"/> |
| Page 12 | Utility Operating Fund - Debenture Debt Charges               | <input checked="" type="checkbox"/> | <input type="checkbox"/> |
| Page 13 | Capital Budget (Current Year)                                 | <input checked="" type="checkbox"/> | <input type="checkbox"/> |
| Page 14 | Capital Expenditure Program (Subsequent Five Years)           | <input checked="" type="checkbox"/> | <input type="checkbox"/> |

**GENERAL OPERATING FUND  
BUDGETED REVENUE AND EXPENDITURE**

Rural Municipality of Thompson



For the Year 2026

**REVENUE**

|  | 2025<br>Budget      | 2025<br>Unaudited Actuals | 2026<br>Budget      | 2027<br>Budget      |
|--|---------------------|---------------------------|---------------------|---------------------|
| Total Tax Levy - Page 8                                | 4,594,058.31        | 4,596,692.46              | 5,024,926.98        | 5,024,926.98        |
| Total Grants in Lieu of Taxes - Page 8                 | 7,575.80            | 7,575.80                  | 8,121.03            | 8,121.03            |
| Sub-total  | 4,601,634.11        | 4,604,268.26              | 5,033,048.00        | 5,033,048.00        |
| School Requisitions (deduct) - Page 8                  | 2,252,909.00        | 2,252,909.00              | 2,601,175.00        | 2,601,175.00        |
| <b>Municipal Taxes and Grants in Lieu of Taxes</b>     | <b>2,348,725.11</b> | <b>2,351,359.26</b>       | <b>2,431,873.00</b> | <b>2,431,873.00</b> |
| Other Revenue - Page 2                                 | 1,378,134.00        | 1,326,671.54              | 1,776,407.00        | 1,776,407.00        |
| Transfers from Accumulated Surplus & Reserves - Page 2 | 1,106,516.80        | 558,693.50                | 995,138.85          | 995,138.85          |
| <b>Total Municipal Revenue</b>                         | <b>4,833,375.91</b> | <b>4,236,724.30</b>       | <b>5,203,418.85</b> | <b>5,203,418.85</b> |

**EXPENDITURE**

|   |                     |                     |                     |                     |
|---|---------------------|---------------------|---------------------|---------------------|
| General Government Services                                     | 502,391.00          | 556,425.62          | 539,100.00          | 539,100.00          |
| Protective Services   | 117,400.00          | 164,176.69          | 136,080.00          | 136,080.00          |
| Transportation Services   | 1,205,700.00        | 1,166,373.40        | 1,287,393.00        | 1,287,393.00        |
| Environmental Health Services                                   | 293,700.00          | 328,739.40          | 325,300.00          | 325,300.00          |
| Public Health and Welfare Services                              | 87,209.50           | 77,226.37           | 90,209.50           | 90,209.50           |
| Environmental Development Services                              | 0.00                | 0.00                | 0.00                | 0.00                |
| Economic Development Services                                   | 51,003.74           | 56,246.89           | 83,017.53           | 83,017.53           |
| Recreation and Cultural Services                                | 178,084.00          | 149,733.44          | 178,460.00          | 178,460.00          |
| Fiscal Services   | 1,810,427.72        | 771,920.24          | 2,069,635.54        | 2,069,635.54        |
| Transfers - Deficit Recovery - Page 9<br>- To Reserves - Page 5 | 0.00                | 0.00                | 0.00                | 0.00                |
|   | 587,257.99          | 896,688.99          | 494,133.86          | 494,133.86          |
| <b>Total Basic Expenditure</b>                                  | <b>4,833,173.95</b> | <b>4,167,531.04</b> | <b>5,203,329.43</b> | <b>5,203,329.43</b> |
| Allowance For Tax Assets - Page 8                               | 201.96              | 201.96              | 89.42               | 89.42               |
| <b>Total Municipal Expenditure</b>                              | <b>4,833,375.91</b> | <b>4,167,733.00</b> | <b>5,203,418.85</b> | <b>5,203,418.85</b> |
| Net Operating Surplus (Deficit)                                 | -0.00               | 68,991.30           | 0.00                | 0.00                |

|                       |                                  |   |
|-----------------------|----------------------------------|---|
| Departmental Use Only | Adopted by Resolution of Council | <br>_____<br>(Head of Council)              |
|                       | Resolution No. 2026-04-46        | <br>_____<br>(Chief Administrative Officer) |

**GENERAL OPERATING FUND  
BUDGETED OTHER REVENUE AND TRANSFERS**

Rural Municipality of Thompson

For the Year 2026

|   | 2025<br>Budget      | 2025<br>Unaudited Actuals | 2026<br>Budget      | 2027<br>Budget      |
|---|---------------------|---------------------------|---------------------|---------------------|
| <b>Other Revenue</b>                              |                     |                           |                     |                     |
| Taxes Added                                       | 10,000.00           | 4,647.00                  | 3,000.00            | 3,000.00            |
| Tax Penalties                                     | 20,000.00           | 23,738.67                 | 20,000.00           | 20,000.00           |
| Licenses  |                     |                           |                     |                     |
| - Animal  | 1,400.00            | 900.00                    | 1,400.00            | 1,400.00            |
| - AMM INS PREM                                    | 30,000.00           | 22,812.02                 | 25,000.00           | 25,000.00           |
| - Cemeteries Plot Preparation                     | 3,000.00            | 4,500.00                  | 3,000.00            | 3,000.00            |
| Permits   |                     |                           |                     |                     |
| - Building  | 5,000.00            | 24,857.92                 | 3,000.00            | 3,000.00            |
| Waste Disposal Ground Fees (LUD)                  | 0.00                | 0.00                      | 5,000.00            | 5,000.00            |
| Fines   | 0.00                | 0.00                      | 0.00                | 0.00                |
| Sales of Service                                  |                     |                           |                     |                     |
| - General Government                              | 0.00                | 0.00                      | 0.00                | 0.00                |
| - Protective                                      | 0.00                | 0.00                      | 0.00                | 0.00                |
| - Transportation                                  | 0.00                | 0.00                      | 0.00                | 0.00                |
| - Environmental Health                            | 81,000.00           | 90,735.02                 | 86,000.00           | 86,000.00           |
| - Public Health and Welfare                       | 0.00                | 0.00                      | 0.00                | 0.00                |
| - Environmental Development                       | 0.00                | 0.00                      | 0.00                | 0.00                |
| - Economic Development                            | 0.00                | 0.00                      | 0.00                | 0.00                |
| - Recreation and Culture                          | 0.00                | 0.00                      | 0.00                | 0.00                |
| - Waste Disposal Ground                           | 319,084.00          | 329,249.91                | 324,084.00          | 324,084.00          |
| Sales of Goods - Land                             | 30,000.00           | 104,346.55                | 155,000.00          | 155,000.00          |
| Rentals - Building                                | 3,000.00            | 2,633.10                  | 2,600.00            | 2,600.00            |
| Rentals - Equipment                               | 300.00              | 840.00                    | 500.00              | 500.00              |
| Rentals - Land                                    | 3,500.00            | 3,019.50                  | 3,000.00            | 3,000.00            |
| Return from Investments                           | 30,000.00           | 52,341.10                 | 30,000.00           | 30,000.00           |
|   | 0.00                | 0.00                      | 0.00                | 0.00                |
|   | 0.00                | 0.00                      | 0.00                | 0.00                |
| <b>Unconditional Grants - Municipal Operating</b> | 0.00                | 0.00                      | 0.00                | 0.00                |
| - Other VLT                                       | 0.00                | 0.00                      | 0.00                | 0.00                |
| - General Operating                               | 235,000.00          | 235,060.07                | 240,000.00          | 240,000.00          |
| Conditional Grants                                |                     |                           |                     |                     |
| - Federal Government                              | 0.00                | 0.00                      | 0.00                | 0.00                |
| - Federal - Gas Tax                               | 84,000.00           | 87,931.00                 | 87,931.00           | 87,931.00           |
| - Provincial Government                           | 500,600.00          | 223,313.03                | 719,536.00          | 719,536.00          |
| - Provincial Weed Control                         | 10,000.00           | 10,140.00                 | 10,000.00           | 10,000.00           |
| - DFA Funding Received                            | 0.00                | 9,167.47                  | 0.00                | 0.00                |
| - DFA Deferred Revenue                            | 0.00                | 0.00                      | 0.00                | 0.00                |
| Other Income                                      |                     |                           |                     |                     |
| Miami & Rural Utilities                           | 0.00                | 32,800.00                 | 24,606.00           | 24,606.00           |
| Miscellaneous                                     | 3,250.00            | 54,299.18                 | 29,250.00           | 29,250.00           |
| Tax Certificates                                  | 1,000.00            | 1,340.00                  | 1,000.00            | 1,000.00            |
| Business Fees                                     | 0.00                | 0.00                      | 0.00                | 0.00                |
| Capital Lot Levies                                | 8,000.00            | 8,000.00                  | 2,500.00            | 2,500.00            |
| <b>Total Other Revenue - Page 1</b>               | <b>1,378,134.00</b> | <b>1,326,671.54</b>       | <b>1,776,407.00</b> | <b>1,776,407.00</b> |
| Transfers From                                    |                     |                           |                     |                     |
| - Accumulated Surplus                             | 146,782.00          | 146,782.00                | 0.00                | 0.00                |
| - Reserves (Page 13)                              | 959,734.80          | 411,911.50                | 995,138.85          | 995,138.85          |
| <b>Total Transfers - Page 1</b>                   | <b>1,106,516.80</b> | <b>558,693.50</b>         | <b>995,138.85</b>   | <b>995,138.85</b>   |
| <b>TOTAL OTHER REVENUE AND TRANSFERS - PAGE 8</b> | <b>2,484,650.80</b> | <b>1,885,365.04</b>       | <b>2,771,545.85</b> | <b>2,771,545.85</b> |

**BUDGETED EXPENDITURE**

Rural Municipality of Thompson

For the Year 2026

|  |   | 2025<br>Budget      | 2025<br>Unaudited Actuals | 2026<br>Budget      | 2027<br>Budget      |
|--|---|---------------------|---------------------------|---------------------|---------------------|
| <b>GENERAL GOVERNMENT SERVICES</b>                         |   |                     |                           |                     |                     |
| 1100   | Legis Council Indemnities/Meals/Mileage | 115,250.00          | 109,073.66                | 116,200.00          | 116,200.00          |
| 1101   | Council Donations                       | 0.00                | 0.00                      | 2,000.00            | 2,000.00            |
| 1102   | Council Code of Conduct                 | 500.00              | 0.00                      | 500.00              | 500.00              |
| 1200   | General Administrative                  |                     |                           |                     |                     |
| 1212   | Chief Administrative Officer and Staff  | 165,000.00          | 170,818.01                | 190,250.00          | 190,250.00          |
| 1215   | Office                                  | 72,400.00           | 69,085.12                 | 71,700.00           | 71,700.00           |
| 1216   | Legal Consulting and Survey             | 37,000.00           | 27,870.59                 | 32,000.00           | 32,000.00           |
| 1217   | Audit                                   | 15,000.00           | 20,859.65                 | 17,000.00           | 17,000.00           |
| 1218   | Assessment                              | 28,341.00           | 28,940.46                 | 29,400.00           | 29,400.00           |
| 1240   | Taxation                                | 700.00              | 625.13                    | 650.00              | 650.00              |
| 1300   | Other General Government                |                     |                           |                     |                     |
| 1310   | Elections                               | 3,000.00            | 3,323.21                  | 7,700.00            | 7,700.00            |
| 1320   | Conventions                             | 12,000.00           | 13,670.73                 | 15,000.00           | 15,000.00           |
| 1330   | Damage Claims and Liability Insurance   | 38,900.00           | 37,117.65                 | 38,900.00           | 38,900.00           |
| 1340   | Intergovernmental Relations             | 0.00                | 0.00                      | 0.00                | 0.00                |
| 1350   | Grants - General                        | 7,000.00            | 68,442.62                 | 11,000.00           | 11,000.00           |
| 1360   | Other General Government-Sundry         | 800.00              | 955.37                    | 900.00              | 900.00              |
| 1361   | Memberships                             | 6,500.00            | 5,643.42                  | 5,900.00            | 5,900.00            |
| 1362   | Unallocated Employee Benefits           | 0.00                | 0.00                      | 0.00                | 0.00                |
| <b>SUB-TOTAL GENERAL GOVERNMENT SERVICES</b>               |   | <b>502,391.00</b>   | <b>556,425.62</b>         | <b>539,100.00</b>   | <b>539,100.00</b>   |
| 1991   | Recoveries (deduct) - Utility           | 0.00                | 0.00                      | 0.00                | 0.00                |
| <b>TOTAL GOVERNMENT SERVICES - TO PAGE 1</b>               |   | <b>502,391.00</b>   | <b>556,425.62</b>         | <b>539,100.00</b>   | <b>539,100.00</b>   |
| <b>PROTECTIVE SERVICES</b>                                 |   |                     |                           |                     |                     |
| 2100   | Police                                  | 0.00                | 0.00                      | 0.00                | 0.00                |
| 2400   | Fire                                    | 77,000.00           | 119,490.40                | 84,080.00           | 84,080.00           |
| 2500   | Emergency Measures                      |                     |                           |                     |                     |
| 2510   | Emergency Preparedness                  | 10,000.00           | 13,402.67                 | 10,000.00           | 10,000.00           |
| 2520   | Flood Control                           | 0.00                | 0.00                      | 0.00                | 0.00                |
| 2540   | AllNet Connect                          | 0.00                | 0.00                      | 0.00                | 0.00                |
| 2550   | Other - EMR                             | 20,000.00           | 22,374.78                 | 31,300.00           | 31,300.00           |
| 2600   | Other Protection                        |                     |                           |                     |                     |
| 2621   | Building Inspection                     | 0.00                | 0.00                      | 0.00                | 0.00                |
| 2622   | Electrical Inspection                   | 0.00                | 0.00                      | 0.00                | 0.00                |
| 2623   | Plumbing Inspection                     | 0.00                | 0.00                      | 0.00                | 0.00                |
| 2626   | Other Safety Inspections                | 0.00                | 0.00                      | 0.00                | 0.00                |
| 2630   | License Inspection                      | 0.00                | 0.00                      | 0.00                | 0.00                |
| 2640   | Animal and Pest Control                 | 2,400.00            | 1,273.30                  | 2,400.00            | 2,400.00            |
| 2650   | Other - 911 Services                    | 7,700.00            | 7,635.54                  | 8,000.00            | 8,000.00            |
| 2651   | Other - 911 Signs                       | 300.00              | 0.00                      | 300.00              | 300.00              |
| <b>TOTAL PROTECTIVE SERVICES - TO PAGE 1</b>               |   | <b>117,400.00</b>   | <b>164,176.69</b>         | <b>136,080.00</b>   | <b>136,080.00</b>   |
| <b>TRANSPORTATION SERVICES</b>                             |   |                     |                           |                     |                     |
| Road Transport   |   |                     |                           |                     |                     |
| Administration   |   |                     |                           |                     |                     |
| 32200  | Road Commissionaires Fees and Mileage   | 8,000.00            | 4,075.30                  | 5,500.00            | 5,500.00            |
| Roads and Streets  |   |                     |                           |                     |                     |
| Unallocated Costs  |   |                     |                           |                     |                     |
| 32301  | - Wages and Benefits                    | 418,000.00          | 411,247.02                | 420,643.00          | 420,643.00          |
| 32302  | - Equipment Fuel                        | 140,000.00          | 129,461.03                | 175,000.00          | 175,000.00          |
| 32303  | - Equipment Repairs and Maintenance     | 70,000.00           | 85,279.75                 | 76,000.00           | 76,000.00           |
| 32304  | - Equipment Insurance and Registration  | 36,200.00           | 38,141.85                 | 37,000.00           | 37,000.00           |
| 32305  | - Workshop and Yard Operations          | 13,700.00           | 19,696.11                 | 13,700.00           | 13,700.00           |
| 32306  | Water, telephone and hydro              | 11,300.00           | 11,897.80                 | 11,300.00           | 11,300.00           |
| Road Construction and Maintenance                          |   |                     |                           |                     |                     |
| 32311  | - Miscellaneous                         | 6,500.00            | 6,351.28                  | 6,000.00            | 6,000.00            |
| 32312  | Materials and Hauling Costs             | 410,000.00          | 389,908.27                | 445,000.00          | 445,000.00          |
| 32313  | - Boundary Roads                        | 6,000.00            | 7,525.20                  | 7,500.00            | 7,500.00            |
| 32314  | - Road Reconstruction                   | 0.00                | 0.00                      | 0.00                | 0.00                |
| 32315  | - Pathway Maintenance                   | 0.00                | 556.40                    | 0.00                | 0.00                |
| <b>Transportation Services Sub-Total Forward to Page 4</b> |   | <b>1,119,700.00</b> | <b>1,104,140.01</b>       | <b>1,197,643.00</b> | <b>1,197,643.00</b> |

**BUDGETED EXPENDITURE**

Rural Municipality of Thompson

For the Year 2026

|   |   | 2025<br>Budget      | 2025<br>Unaudited Actuals | 2026<br>Budget      | 2027<br>Budget      |
|---|---|---------------------|---------------------------|---------------------|---------------------|
| Transportation Services Sub-Total Forward from Page 3       |   | 1,119,700.00        | 1,104,140.01              | 1,197,643.00        | 1,197,643.00        |
| 32330   | Sidewalks and Boulevards                                  | 0.00                | 0.00                      | 0.00                | 0.00                |
| 32340   | Ditches and Road Drainage                                 | 20,000.00           | 16,100.00                 | 21,750.00           | 21,750.00           |
| 32350   | Culverts  | 40,000.00           | 23,635.55                 | 40,000.00           | 40,000.00           |
| 32360   | Custom Works  | 12,500.00           | 0.00                      | 15,000.00           | 15,000.00           |
| 32371   | Snow and Ice Removal - Labour                             | 0.00                | 0.00                      | 0.00                | 0.00                |
| 32372   | - Materials   | 0.00                | 0.00                      | 0.00                | 0.00                |
| 32373   | - Rentals   | 4,000.00            | 3,610.26                  | 4,000.00            | 4,000.00            |
| 32374   | - _____   | 0.00                | 0.00                      | 0.00                | 0.00                |
| 32400   | Bridges   | 0.00                | 11,143.24                 | 0.00                | 0.00                |
| 32500   | Street Lighting   | 6,500.00            | 5,528.84                  | 6,500.00            | 6,500.00            |
| 32600   | Traffic Services - Signs                                  | 3,000.00            | 2,215.50                  | 2,500.00            | 2,500.00            |
| 32700   | Parking   | 0.00                | 0.00                      | 0.00                | 0.00                |
| 32900   | Other Road Transport                                      | 0.00                | 0.00                      | 0.00                | 0.00                |
| 32901   | Airport   | 0.00                | 0.00                      | 0.00                | 0.00                |
| 32902   | Other Transportation Services                             | 0.00                | 0.00                      | 0.00                | 0.00                |
| <b>TOTAL TRANSPORTATION SERVICES - TO PAGE 1</b>            |   | <b>1,205,700.00</b> | <b>1,166,373.40</b>       | <b>1,287,393.00</b> | <b>1,287,393.00</b> |
| <b>ENVIRONMENTAL HEALTH SERVICES</b>                        |   |                     |                           |                     |                     |
| Garbage and Waste Collection                                |   |                     |                           |                     |                     |
| 4320  | Recycling and wages                                       | 68,100.00           | 64,614.11                 | 68,000.00           | 68,000.00           |
| 4330  | Nuisance Grounds  | 16,600.00           | 36,484.74                 | 44,500.00           | 44,500.00           |
| 4331  | Waste Recycle Pickup                                      | 0.00                | 0.00                      | 0.00                | 0.00                |
| 4480  | Municipal Wells   | 3,900.00            | 1,667.90                  | 3,400.00            | 3,400.00            |
| 4490  | Public Rest Rooms   | 5,200.00            | 5,033.85                  | 5,200.00            | 5,200.00            |
| 4491  | WDG wages, insurance, telephone, hydro, and equip repairs | 149,900.00          | 167,503.75                | 154,200.00          | 154,200.00          |
| 4492  | Provincial Levy (WRARS)                                   | 50,000.00           | 53,435.05                 | 50,000.00           | 50,000.00           |
| <b>TOTAL ENVIRONMENTAL HEALTH SERVICES - TO PAGE 1</b>      |   | <b>293,700.00</b>   | <b>328,739.40</b>         | <b>325,300.00</b>   | <b>325,300.00</b>   |
| <b>PUBLIC HEALTH AND WELFARE SERVICES</b>                   |   |                     |                           |                     |                     |
| Public Health   |   |                     |                           |                     |                     |
| 5110  | Health Unit   | 0.00                | 0.00                      | 0.00                | 0.00                |
| 5160  | Cemeteries  | 19,000.00           | 16,315.84                 | 28,000.00           | 28,000.00           |
| 5186  | Other - Miami Clinic                                      | 24,510.00           | 17,211.01                 | 18,510.00           | 18,510.00           |
|   |   |                     |                           |                     | 0.00                |
| Medical Care  |   |                     |                           |                     |                     |
| 5220  | Medical Officer   | 0.00                | 0.00                      | 0.00                | 0.00                |
|   |   |                     |                           |                     |                     |
| Hospital Care   |   |                     |                           |                     |                     |
| 5370  | Hospital Care   | 0.00                | 0.00                      | 0.00                | 0.00                |
| 5371  | Other <u>Hospital Levy Bylaw 6-2023</u>                   | 42,124.50           | 42,124.50                 | 42,124.50           | 42,124.50           |
| Social Assistance   |   |                     |                           |                     |                     |
| 5420  | Social Assistance   | 1,575.00            | 1,575.02                  | 1,575.00            | 1,575.00            |
|   |   |                     |                           |                     |                     |
| <b>TOTAL PUBLIC HEALTH &amp; WELFARE SERVICES-TO PAGE 1</b> |   | <b>87,209.50</b>    | <b>77,226.37</b>          | <b>90,209.50</b>    | <b>90,209.50</b>    |
| <b>ENVIRONMENTAL DEVELOPMENT SERVICES</b>                   |   |                     |                           |                     |                     |
| 6100  | Planning and Zoning                                       |                     |                           |                     |                     |
| Community Development                                       |   |                     |                           |                     |                     |
| 6220  | General Land Assembly                                     |                     |                           |                     |                     |
| 6230  | Urban Renewal   |                     |                           |                     |                     |
| 6240  | Beautification and Land Rehabilitation                    |                     |                           |                     |                     |
| 6241  | Urban Area Weed Control                                   |                     |                           |                     |                     |
|   |   |                     |                           |                     |                     |
|   |   |                     |                           |                     |                     |
| <b>TOTAL ENVIRONMENTAL DEVELOPMENT SERVICES - TO PG 1</b>   |   | <b>0.00</b>         | <b>0.00</b>               | <b>0.00</b>         | <b>0.00</b>         |

**BUDGETED EXPENDITURE**

Rural Municipality of Thompson

For the Year 2026

|   | 2025<br>Budget | 2025<br>Unaudited<br>Actuals | 2026<br>Budget | 2027<br>Budget |
|---|----------------|------------------------------|----------------|----------------|
| <b>ECONOMIC DEVELOPMENT SERVICES</b>                        |                |                              |                |                |
| 7100  |                |                              |                |                |
| 7120  |                |                              |                |                |
| 7121  | 0.00           | 0.00                         | 0.00           | 0.00           |
| 7122  | 0.00           | 0.00                         | 0.00           | 0.00           |
| 7123  | 30,000.00      | 37,226.60                    | 45,000.00      | 45,000.00      |
| 7124  | 0.00           | 0.00                         | 0.00           | 0.00           |
| 7125  | 7,782.94       | 7,782.94                     | 7,996.73       | 7,996.73       |
| 7130  | 0.00           | 0.00                         | 0.00           | 0.00           |
| 7131  | 9,220.80       | 9,220.80                     | 9,220.80       | 9,220.80       |
| 7132  | 0.00           | 140.00                       | 15,000.00      | 15,000.00      |
| 7200  | 0.00           | 0.00                         | 0.00           | 0.00           |
| 7300  | 0.00           | 0.00                         | 0.00           | 0.00           |
| 7400  | 0.00           | -1,862.40                    | 1,500.00       | 1,500.00       |
| 7410  | 1,000.00       | 450.00                       | 1,000.00       | 1,000.00       |
| 7420  | 3,000.00       | 3,288.95                     | 3,300.00       | 3,300.00       |
| 7421  | 0.00           | 0.00                         | 0.00           | 0.00           |
| 7422  | 0.00           | 0.00                         | 0.00           | 0.00           |
| <b>TOTAL ECONOMIC DEVELOPMENT SERVICES - TO PAGE 1</b>      |                |                              |                |                |
|   | 51,003.74      | 56,246.89                    | 83,017.53      | 83,017.53      |
| <b>RECREATION AND CULTURAL SERVICES</b>                     |                |                              |                |                |
| 8110  | 0.00           | -37,280.00                   | 0.00           | 0.00           |
| 8120  | 0.00           | 250.00                       | 0.00           | 0.00           |
| 8130  | 0.00           | 0.00                         | 0.00           | 0.00           |
| 8140  | 0.00           | 15,000.00                    | 0.00           | 0.00           |
| 8150  | 100,000.00     | 101,292.80                   | 105,000.00     | 105,000.00     |
| 8180  | 2,000.00       | 2,686.27                     | 2,000.00       | 2,000.00       |
| 8190  | 16,500.00      | 15,456.02                    | 16,500.00      | 16,500.00      |
| 8191  | 0.00           | 0.00                         | 0.00           | 0.00           |
| 8192  | 0.00           | 0.00                         | 0.00           | 0.00           |
| 8240  | 3,100.00       | 3,073.14                     | 1,800.00       | 1,800.00       |
| 8250  | 27,324.00      | 24,022.93                    | 25,000.00      | 25,000.00      |
| 8280  | 11,160.00      | 9,232.28                     | 10,160.00      | 10,160.00      |
| 8281  | 18,000.00      | 16,000.00                    | 18,000.00      | 18,000.00      |
| <b>TOTAL RECREATION &amp; CULTURAL SERVICES - TO PAGE 1</b> |                |                              |                |                |
|   | 178,084.00     | 149,733.44                   | 178,460.00     | 178,460.00     |
| <b>FISCAL SERVICES</b>                                      |                |                              |                |                |
| 9111  | 110,905.00     | 110,905.00                   | 127,800.00     | 127,800.00     |
| 9112  | 0.00           | 0.00                         | 0.00           | 0.00           |
| 9113  | 0.00           | 0.00                         | 0.00           | 0.00           |
| 9114  | 0.00           | 0.00                         | 0.00           | 0.00           |
| 9320  | 1,484,463.80   | 465,860.97                   | 1,768,325.00   | 1,768,325.00   |
| 9330  | 0.00           | 0.00                         | 24,900.00      | 24,900.00      |
| 9410  | 66,448.36      | 36,960.06                    | 0.00           | 0.00           |
| 9420  | 129,313.87     | 129,370.74                   | 129,313.85     | 129,313.85     |
| 9430  | 0.00           | 0.00                         | 0.00           | 0.00           |
| 9440  | 19,296.69      | 19,656.00                    | 19,296.69      | 19,296.69      |
| 9441  | 0.00           | 0.00                         | 0.00           | 0.00           |
| 9442  | 0.00           | 9,167.47                     | 0.00           | 0.00           |
| <b>TOTAL FISCAL SERVICES - TO PAGE 1</b>                    |                |                              |                |                |
|   | 1,810,427.72   | 771,920.24                   | 2,069,635.54   | 2,069,635.54   |
| <b>TRANSFERS</b>  |                |                              |                |                |
| 9900  | 91,784.89      | 32,284.89                    | 13,136.89      | 13,136.89      |
| 9910  | 0.00           | 0.00                         | 0.00           | 0.00           |
| 9911  | 225,000.00     | 300,000.00                   | 225,000.00     | 225,000.00     |
| 9912  | 65,000.00      | 165,000.00                   | 25,000.00      | 25,000.00      |
| 9913  | 84,000.00      | 87,931.00                    | 87,931.00      | 87,931.00      |
| 9914  | 25,000.00      | 63,800.00                    | 25,000.00      | 25,000.00      |
| 9915  | 25,565.97      | 85,565.97                    | 5,565.97       | 5,565.97       |
| 9916  | 35,907.13      | 147,107.13                   | 52,500.00      | 52,500.00      |
| 9918  | 15,000.00      | 15,000.00                    | 0.00           | 0.00           |
| 9917  | 20,000.00      | 0.00                         | 60,000.00      | 60,000.00      |
| 9919  | 0.00           | 0.00                         | 0.00           | 0.00           |
| <b>TOTAL TRANSFERS - TO PAGE 1</b>                          |                |                              |                |                |
|   | 587,257.99     | 896,688.99                   | 494,133.86     | 494,133.86     |

**MIAMI UTILITY OPERATING FUND  
BUDGETED REVENUE AND EXPENDITURE**

Rural Municipality of Thompson

For the Year 2026

**REVENUE**

|                                  |  | 2025              | 2025                 | 2026              | 2027              |
|----------------------------------|--|-------------------|----------------------|-------------------|-------------------|
|                                  |  | Budget            | Unaudited<br>Actuals | Budget            | Budget            |
| 300                              | WATER CONSUMER SALES - Residential         | 125,000.00        | 115,132.07           | 125,000.00        | 125,000.00        |
| 301                              | - Commercial and Bulk                      | 0.00              | 0.00                 | 0.00              | 0.00              |
|                                  | - Industrial                               |                   |                      |                   | 0.00              |
|                                  | - Federal and Provincial                   |                   |                      |                   | 0.00              |
|                                  | - Municipal and Schools                    |                   |                      |                   | 0.00              |
| 310                              | SEWER SERVICE CHARGES - Residential        | 19,300.00         | 19,244.42            | 19,300.00         | 19,300.00         |
|                                  | - Commercial                               |                   |                      |                   | 0.00              |
|                                  |  |                   |                      |                   | 0.00              |
| 320                              | Discounts, Refunds and Cancellations       | 0.00              | 0.00                 | 0.00              | 0.00              |
| Net Consumer Revenue - Sub Total |  | 144,300.00        | 134,376.49           | 144,300.00        | 144,300.00        |
| 330                              | Penalties                                  | 3,090.00          | 2,070.54             | 3,090.00          | 3,090.00          |
| 340                              | Hydrant Rentals                            | 1,000.00          | 1,000.00             | 2,000.00          | 2,000.00          |
| 350                              | Installation Service                       | 0.00              | 0.00                 | 0.00              | 0.00              |
| 360                              | Connection Revenue - Net                   | 3,000.00          | 7,622.60             | 3,000.00          | 3,000.00          |
| 370                              | Provincial Grants                          | 0.00              | 0.00                 | 0.00              | 0.00              |
| 380                              | Other Revenue                              | 7,000.00          | 6,738.49             | 7,000.00          | 7,000.00          |
| 390                              | Transfer from Revenue Fund - Page 5        | 0.00              | 0.00                 | 24,900.00         | 24,900.00         |
| 396                              | Transfer from Reserves - Utility - Page 13 | 5,200.00          | 4,126.80             | 25,000.00         | 25,000.00         |
| 397                              | Transfer from Accumulated Surplus          | 0.00              | 0.00                 | 0.00              | 0.00              |
| <b>TOTAL REVENUE</b>             |  | <b>163,590.00</b> | <b>155,934.92</b>    | <b>209,290.00</b> | <b>209,290.00</b> |

**EXPENDITURE**

|  |  |                   |                   |                   |                   |
|--|--|-------------------|-------------------|-------------------|-------------------|
| 410                                    | WATER SUPPLY                               |                   |                   |                   |                   |
| 411                                    | Administration                             | 7,000.00          | 7,000.00          | 10,400.00         | 10,400.00         |
| 412                                    | Insurance                                  | 3,900.00          | 2,675.13          | 3,000.00          | 3,000.00          |
| 413                                    | Customer Billings and Collections          | 2,300.00          | 2,300.00          | 2,300.00          | 2,300.00          |
| 414                                    | Water Meter Replacement                    | 1,000.00          | 9,826.45          | 3,500.00          | 3,500.00          |
| 415                                    | Water Purchases                            | 100,000.00        | 91,799.04         | 100,000.00        | 100,000.00        |
| 416                                    | Treatment Plant Operating Cost             | 10,400.00         | 10,452.35         | 10,400.00         | 10,400.00         |
| 417                                    | Water Rate Study                           | 5,200.00          | 4,126.80          | 0.00              | 0.00              |
| 418                                    | Other Water Supply Costs                   | 5,000.00          | 11,377.33         | 15,000.00         | 15,000.00         |
| 419                                    | Telephone and Hydro                        | 1,200.00          | 1,349.75          | 1,200.00          | 1,200.00          |
| 420                                    | Connections - Net Loss                     | 0.00              | 0.00              | 0.00              | 0.00              |
| 421                                    | Rate Rider Recovery                        | 0.00              | 0.00              | 0.00              | 0.00              |
| TOTAL                                  |  | 136,000.00        | 140,906.85        | 145,800.00        | 145,800.00        |
| 430                                    | SEWAGE COLLECTION AND DISPOSAL             |                   |                   |                   |                   |
| 431                                    | Administration                             | 15,000.00         | 15,000.00         | 3,000.00          | 3,000.00          |
| 432                                    | Sewage Collection System                   | 0.00              | 0.00              | 0.00              | 0.00              |
| 433                                    | Sewage Lift Station                        | 0.00              | 0.00              | 0.00              | 0.00              |
| 434                                    | Sewage Treatment and Disposal              | 10,000.00         | 6,775.10          | 10,000.00         | 10,000.00         |
| 435                                    | Other Sewage Collection and Disposal Costs | 1,290.00          | -5,000.00         | 1,290.00          | 1,290.00          |
| 436                                    | Hydro                                      | 1,300.00          | 1,191.38          | 1,200.00          | 1,200.00          |
| 437                                    | Connections - Net Loss                     | 0.00              | 0.00              | 0.00              | 0.00              |
| TOTAL                                  |  | 27,590.00         | 17,966.48         | 15,490.00         | 15,490.00         |
| 438                                    | TRANSFER TO CAPITAL - Page 13              | 0.00              | 0.00              | 48,000.00         | 48,000.00         |
| 450                                    | DEBENTURE DEBT CHARGES - Page 12           | 0.00              | 0.00              | 0.00              | 0.00              |
| 470                                    | TRANSFERS                                  |                   |                   |                   |                   |
| 471                                    | Deficit Recovery, 2019 - Page 9            | 0.00              | 0.00              | 0.00              | 0.00              |
| 473                                    | Transfer to Utility Reserve                | 0.00              | 0.00              | 0.00              | 0.00              |
| 474                                    | Transfer to _____ Reserve                  | 0.00              | 0.00              | 0.00              | 0.00              |
| TOTAL                                  |  | 0.00              | 0.00              | 0.00              | 0.00              |
| <b>TOTAL EXPENDITURE</b>               |  | <b>163,590.00</b> | <b>158,873.33</b> | <b>209,290.00</b> | <b>209,290.00</b> |
| <b>NET OPERATING SURPLUS (DEFICIT)</b> |  | <b>0.00</b>       | <b>-2,938.41</b>  | <b>0.00</b>       | <b>0.00</b>       |

**RURAL UTILITY OPERATING FUND  
BUDGETED REVENUE AND EXPENDITURE**

Rural Municipality of Thompson

For the Year 2026

|     |  | <b>REVENUE</b>     |                   |                   |                   |
|-----|--|--------------------|-------------------|-------------------|-------------------|
|     |  | 2025               | 2025              | 2026              | 2027              |
|     |  | Unaudited          |                   |                   |                   |
|     |  | Budget             | Actuals           | Budget            | Budget            |
| 500 | WATER CONSUMER SALES - Residential         | 153,000.00         | 175,080.69        | 170,000.00        | 170,000.00        |
| 501 | - Commercial and Bulk                      | 0.00               | 0.00              | 0.00              | 0.00              |
|     | - Industrial                               |                    |                   |                   | 0.00              |
|     | - Federal and Provincial                   |                    |                   |                   | 0.00              |
|     | - Municipal and Schools                    |                    |                   |                   | 0.00              |
| 510 | SEWER SERVICE CHARGES - Residential        | 0.00               | 0.00              | 0.00              | 0.00              |
|     | - Commercial                               |                    |                   |                   | 0.00              |
| 520 | Discounts, Refunds and Cancellations       |                    |                   |                   | 0.00              |
|     | Net Consumer Revenue - Sub Total           | 153,000.00         | 175,080.69        | 170,000.00        | 170,000.00        |
| 530 | Penalties                                  | 2,300.00           | 2,522.97          | 2,300.00          | 2,300.00          |
| 540 | Service Charges                            | 6,200.00           | 6,462.19          | 6,400.00          | 6,400.00          |
| 550 | Installation Service                       | 0.00               | 0.00              | 0.00              | 0.00              |
| 560 | Connection Revenue - Net                   | 0.00               | 0.00              | 0.00              | 0.00              |
| 570 | Provincial Grants                          | 0.00               | 0.00              | 0.00              | 0.00              |
| 580 | Other Revenue                              | 0.00               | 376.54            | 0.00              | 0.00              |
| 590 | Transfer from Revenue Fund - Page 5        | 0.00               | 0.00              | 0.00              | 0.00              |
| 596 | Transfer from Reserves - Utility - Page 13 | 16,902.47          | 26,780.30         | 3,100.00          | 3,100.00          |
| 597 | Transfer from Accumulated Surplus          | 0.00               | 0.00              | 0.00              | 0.00              |
|     | <b>TOTAL REVENUE</b>                       | <b>178,402.47</b>  | <b>211,222.69</b> | <b>181,800.00</b> | <b>181,800.00</b> |
|     |  | <b>EXPENDITURE</b> |                   |                   |                   |
| 610 | WATER SUPPLY                               |                    |                   |                   |                   |
| 611 | Administration                             | 5,500.00           | 5,500.00          | 5,906.00          | 5,906.00          |
| 612 | Insurance                                  | 3,000.00           | 3,931.27          | 4,000.00          | 4,000.00          |
| 613 | Customer Billings and Collections          | 3,000.00           | 3,000.00          | 3,000.00          | 3,000.00          |
| 614 | Water Meter Replacement                    | 0.00               | 0.00              | 0.00              | 0.00              |
| 615 | Water Purchases                            | 75,000.00          | 83,279.92         | 80,000.00         | 80,000.00         |
| 616 | Rural System Operating Cost                | 9,200.00           | 10,196.77         | 29,270.00         | 29,270.00         |
| 617 | Water Rate Study                           | 4,000.00           | 3,226.80          | 0.00              | 0.00              |
| 618 | Other Water Supply Costs                   | 14,000.00          | 10,207.18         | 30,224.00         | 30,224.00         |
| 619 | Telephone and Hydro                        | 6,200.00           | 6,822.76          | 6,300.00          | 6,300.00          |
| 620 | Connections - Net Loss                     | 0.00               | 0.00              | 0.00              | 0.00              |
| 621 | Rate Rider Recovery                        | 0.00               | 0.00              | 0.00              | 0.00              |
|     | <b>TOTAL</b>                               | <b>119,900.00</b>  | <b>126,164.70</b> | <b>158,700.00</b> | <b>158,700.00</b> |
| 622 | SEWAGE COLLECTION AND DISPOSAL             |                    |                   |                   |                   |
| 623 | Administration                             |                    |                   |                   |                   |
| 624 | Sewage Collection System                   |                    |                   |                   |                   |
| 625 | Sewage Lift Station                        |                    |                   |                   |                   |
| 626 | Sewage Treatment and Disposal              |                    |                   |                   |                   |
| 627 | Other Sewage Collection and Disposal Costs |                    |                   |                   |                   |
| 628 | Connections - Net Loss                     |                    |                   |                   |                   |
|     | <b>TOTAL</b>                               | <b>0.00</b>        | <b>0.00</b>       | <b>0.00</b>       | <b>0.00</b>       |
| 630 | TRANSFER TO CAPITAL - Page 13              | 12,902.47          | 13,805.64         | 13,100.00         | 13,100.00         |
| 650 | DEBENTURE DEBT CHARGES - Page 12           |                    |                   | 0.00              |                   |
| 670 | TRANSFERS                                  |                    |                   |                   |                   |
| 671 | Deficit Recovery, 2019 - Page 9            | 0.00               | 0.00              | 0.00              | 0.00              |
| 673 | Transfer to Utility Reserve                | 45,600.00          | 45,600.00         | 10,000.00         | 10,000.00         |
| 676 | Transfer to _____ Reserve                  |                    |                   |                   |                   |
|     | <b>TOTAL</b>                               | <b>45,600.00</b>   | <b>45,600.00</b>  | <b>10,000.00</b>  | <b>10,000.00</b>  |
|     | <b>TOTAL EXPENDITURE</b>                   | <b>178,402.47</b>  | <b>185,570.34</b> | <b>181,800.00</b> | <b>181,800.00</b> |
|     | <b>NET OPERATING SURPLUS (DEFICIT)</b>     | <b>0.00</b>        | <b>25,652.35</b>  | <b>0.00</b>       | <b>0.00</b>       |

**BUDGETED REVENUE AND EXPENDITURE**

Rural Municipality of Thompson L.U.D. of MIAMI

For the Year 2026

**EXPENDITURE**

|   | 2025<br>Budget | 2025<br>naudited Actua | 2026<br>Budget |
|---|----------------|------------------------|----------------|
| <b>General Government Services</b>              |                |                        |                |
| Legislative (Committee)                         | 7,650.00       | 7,750.00               | 7,800.00       |
| Office and Administration                       | 16,000.00      | 16,000.00              | 30,000.00      |
| <b>Total General Government Services</b>        | 23,650.00      | 23,750.00              | 37,800.00      |
| <b>Transportation Services</b>                  |                |                        |                |
| Streets and Backlanes                           | 1,000.00       | 728.46                 | 10,000.00      |
| Sidewalks and Boulevards                        | 2,000.00       | 0.00                   | 1,000.00       |
| Hydrant Rentals                                 | 1,000.00       | 1,000.00               | 2,100.00       |
| Street Cleaning                                 | 4,500.00       | 2,207.25               | 3,000.00       |
| Snow and Ice Removal                            | 0.00           | 0.00                   | 0.00           |
| Street Lighting                                 | 4,500.00       | 4,500.00               | 4,500.00       |
| Other Miscellaneous                             | 1,000.00       | 234.81                 | 1,000.00       |
| <b>Total Transportation Services</b>            | 14,000.00      | 8,670.52               | 21,600.00      |
| <b>Environmental Health Services</b>            |                |                        |                |
| Garbage Collection                              | 5,000.00       | 5,000.00               | 5,000.00       |
| MWM Curbside Pickup Increase not incl in levy   | 0.00           | 0.00                   | 0.00           |
| Recycling                                       | 1,000.00       | 1,000.00               | 1,000.00       |
| Sewer Flushing                                  | 5,000.00       | 5,000.00               | 5,000.00       |
| By-Law Enforcement Services                     | 1,500.00       | 1,500.00               | 1,500.00       |
| <b>Total Environmental Health Services</b>      | 12,500.00      | 12,500.00              | 12,500.00      |
| <b>Environmental Development Services</b>       |                |                        |                |
| Weed Control                                    | 1,000.00       | 1,000.00               | 1,000.00       |
| Other Tree Removal                              | 4,000.00       | 6,725.00               | 5,000.00       |
| <b>Total Environmental Development Services</b> | 5,000.00       | 7,725.00               | 6,000.00       |
| <b>Recreation and Cultural Services</b>         |                |                        |                |
| Library   | 5,000.00       | 5,000.00               | 5,000.00       |
| Parks and Playgrounds                           | 4,000.00       | 152.95                 | 8,200.00       |
| P & P Mowing and Maintenance Contract           | 7,000.00       | 7,000.00               | 8,000.00       |
| Memory Gardens                                  | 2,000.00       | 873.48                 | 3,500.00       |
| MG Mowing and Maintenance Contract              | 4,000.00       | 4,000.00               | 5,000.00       |
| Pavillion                                       | 500.00         | 0.00                   | 500.00         |
| Cenotaph Grounds                                | 1,500.00       | 246.28                 | 500.00         |
| Green Team Equipment and Supplies               | 3,355.00       | 2,916.45               | 10,000.00      |
| Pergolas  | 500.00         | 0.00                   | 300.00         |
| Mailouts and Notices                            | 0.00           | 0.00                   | 100.00         |
| Christmas Lights and Parade                     | 2,000.00       | 1,347.24               | 1,000.00       |
| Miami Community Showcase Event                  | 200.00         | 200.00                 | 0.00           |
| LUD Insurance                                   | 1,000.00       | 1,036.25               | 1,100.00       |
| <b>Total Recreation and Cultural Services</b>   | 31,055.00      | 22,772.65              | 43,200.00      |
| <b>Transfers</b>                                |                |                        |                |
| Deficit Recovery                                | 0.00           | 0.00                   | 0.00           |
| Transfer to Capital                             | 75,000.00      | 0.00                   | 50,000.00      |
| To LUD Reserve                                  | 20,000.00      | 35,000.00              | 10,000.00      |
| <b>Total Transfers</b>                          | 95,000.00      | 35,000.00              | 60,000.00      |
| <b>Total Operating Expenditure</b>              | 181,205.00     | 110,418.17             | 181,100.00     |

**REVENUE**

|   |            |            |            |
|---|------------|------------|------------|
| Transfer from Accumulated Surplus                 | 0.00       | 0.00       | 0.00       |
| L.U.D. Revenues Interest                          | 5,000.00   | 3,570.96   | 2,500.00   |
| Transfer from LUD Reserve                         | 65,000.00  | 0.00       | 50,000.00  |
| Memory Garden Donations/Campground Fees           | 300.00     | 225.00     | 800.00     |
| Other Revenue (Grant)                             | 0.00       | 0.00       | 0.00       |
| <b>Total Revenue</b>                              | 70,300.00  | 3,795.96   | 53,300.00  |
| <br>  |            |            |            |
| Amount required from Taxation - Page 5 and Page 8 | 110,905.00 | 110,905.00 | 127,800.00 |
| Municipal Other Revenues Allocated to L.U.D.      |            | 0.00       |            |
| _____   |            |            |            |
| _____   |            |            |            |
| <b>Total Operating Revenue</b>                    | 181,205.00 | 114,700.96 | 181,100.00 |
| <b>Net Operating Surplus (Deficit)</b>            | 0.00       | 4,282.79   | 0.00       |

**YEAR-TO-YEAR SUMMARY:**

|  |               |               |
|--|---------------|---------------|
| Amount Required from Taxation          | 110,905.00    | 127,800.00    |
| Assessment (Taxable and Grant-in-Lieu) | 17,206,780.00 | 17,200,840.00 |
| Mill Rate                              | 6.445         | 7.430         |

L.U.D.

MUNICIPALITY

*Judy Knox*

Chairperson

*[Signature]*  
Reeve

Chief Administrative Officer

CALCULATION OF TAX LEVIES  
RURAL MUNICIPALITY OF THOMPSON

For the Year 2026

|                                       | Assessments |                                     |                         | Expenditures  |                      |               | Revenues        |               |                         |                                     |               |
|---------------------------------------|-------------|-------------------------------------|-------------------------|---------------|----------------------|---------------|-----------------|---------------|-------------------------|-------------------------------------|---------------|
|                                       | Taxable     | Grazing Lease and/or Converted fees | Grants in Lieu of Taxes | Basic         | Allowance Tax Assets | Total         | Mill Rate (M/R) | Tax Levy      | Grants in Lieu of Taxes | Grazing Lease and/or Converted fees | Total         |
| <b>Education (Requisition) Taxes:</b> |             |                                     |                         |               |                      |               |                 |               |                         |                                     |               |
| Education Support Levy (ESL)          | 5,572,400   |                                     | 174,560                 | 42,589,000    | 0.24                 | 42,589,240    | 7.411           | 41,297,060    | 1,292,180               |                                     | 42,589,240    |
| Prairie Rose S.D.                     | 188,840,470 |                                     | 298,140                 | 2,251,997,000 | 76.43                | 2,252,073,430 | 11.907          | 2,246,523,448 | 3,549,982               |                                     | 2,252,073,430 |
| Western S.D.                          | 17,582,970  |                                     |                         | 256,805,000   | -5.72                | 256,799,228   | 14.605          | 256,799,228   |                         |                                     | 256,799,228   |
| Prairie Spirit S.D.                   | 6,111,790   |                                     |                         | 49,784,000    | 2.64                 | 49,786,640    | 8.146           | 49,786,640    |                         |                                     | 49,786,640    |
| <b>Total Education Taxes</b>          |             |                                     |                         | 2,601,175,000 | 73.59                | 2,601,248,590 |                 | 2,596,406,448 | 4,842,130               | 0.00                                | 2,601,248,590 |

Page 1

|                                    | Assessments |                  |                         | Expenditures |                      |             | Revenues        |             |                         |                              |             |
|------------------------------------|-------------|------------------|-------------------------|--------------|----------------------|-------------|-----------------|-------------|-------------------------|------------------------------|-------------|
|                                    | Taxable     | Otherwise Exempt | Grants in Lieu of Taxes | Basic        | Allowance Tax Assets | Total       | Mill Rate FM/PP | Tax Levy    | Grants in Lieu of Taxes | Other Revenues and Transfers | Total       |
| <b>Municipal Taxes:</b>            |             |                  |                         |              |                      |             |                 |             |                         |                              |             |
| <b>Local Urban Districts</b>       |             |                  |                         |              |                      |             |                 |             |                         |                              |             |
| L.U.D. of Miami                    | 17,163,200  |                  | 37,640                  | 127,800,000  | 2.24                 | 127,802,240 | 7.430           | 127,622,560 | 279,670                 |                              | 127,802,240 |
| <b>Debtenture Debt Charges</b>     |             |                  |                         |              |                      |             |                 |             |                         |                              |             |
| Boyer Care Debtenture B/L 1/1/8 -A |             |                  |                         | 0.00         | 0.00                 | 0.00        |                 | 0.00        | 0.00                    |                              | 0.00        |
| Boyer Care Debtenture B/L 1/1/8-B  | 212,880,590 |                  | 298,140                 | 18,702,986   | 66.87                | 18,759,730  | 0.088           | 18,733,448  | 26,240                  | 49.89                        | 18,759,730  |
| 2021 John Deere Grader             |             |                  |                         | 19,296,660   |                      | 19,296,660  | 51.60 pp        | 19,246,800  |                         | 49.89                        | 19,296,660  |
| KUBOTA M7-172P-KVT 168HP           |             |                  |                         | 84,251,550   |                      | 84,251,550  |                 | 84,251,550  |                         | 84,251,550                   | 84,251,550  |
|                                    |             |                  |                         | 45,062,300   |                      | 45,062,300  |                 |             |                         | 45,062,300                   | 45,062,300  |
| <b>Special Services Levies</b>     |             |                  |                         |              |                      |             |                 |             |                         |                              |             |
| Redbone Conservation District      | 165,141,800 |                  | 209,340                 | 9,220,800    | 38.66                | 9,259,460   | 0.066           | 9,247,940   | 11,172                  |                              | 9,259,460   |
| Waste/Recycle Spc Svcs B/L 1/2/24  |             |                  |                         | 50,818,500   |                      | 50,818,500  | 220.95 pp       | 50,818,500  |                         |                              | 50,818,500  |
| BTHC Expansion BL 6-2023           |             |                  |                         | 39,490,500   |                      | 39,490,500  | 75.22 pp        | 39,856,300  |                         | 2,634,000                    | 39,490,500  |
| <b>Deficit Recovery</b>            |             |                  |                         |              |                      |             |                 |             |                         |                              |             |
| General                            |             |                  |                         |              |                      |             |                 |             |                         |                              | 0.00        |
| Utility                            |             |                  |                         |              |                      |             |                 |             |                         |                              | 0.00        |

|  | Assessments |                  |                         | Expenditures  |                      |               | Revenues        |               |                         |                              |               |
|--|-------------|------------------|-------------------------|---------------|----------------------|---------------|-----------------|---------------|-------------------------|------------------------------|---------------|
|  | Taxable     | Otherwise Exempt | Grants in Lieu of Taxes | Basic         | Allowance Tax Assets | Total         | Mill Rate FM/PP | Tax Levy      | Grants in Lieu of Taxes | Other Revenues and Transfers | Total         |
| <b>Reserve Fund Transfers by Mill Rate</b> |             |                  |                         |               |                      |               |                 |               |                         |                              |               |
| Machinery Replacement B/L 7/18             | 212,880,590 |                  | 298,140                 | 225,000,000   | -96.44               | 224,903,560   | 1.055           | 224,589,020   | 314,540                 |                              | 224,903,560   |
| Bridge Reserve B/L 5/18                    | 195,717,390 |                  | 260,500                 | 25,000,000    | 85.17                | 25,085,170    | 0.128           | 25,051,830    | 33,340                  |                              | 25,085,170    |
| <b>General Municipal</b>                   |             |                  |                         |               |                      |               |                 |               |                         |                              |               |
| Rural Area                                 | 195,717,390 |                  | 260,500                 | 1,017,386,870 | -65.66               | 1,017,321,230 | 5.191           | 1,015,968,970 | 1,352,260               |                              | 1,017,321,230 |
| All Large                                  | 212,880,590 |                  | 298,140                 | 901,751,250   | -6.22                | 901,745,030   | 4.230           | 900,484,900   | 1,261,130               |                              | 901,745,030   |
| Business Tax, Fees                         |             |                  |                         | 2,639,548,110 |                      | 2,639,548,110 |                 | 2,639,548,110 |                         |                              | 2,639,548,110 |
| Other Revenue and Transfers                |             |                  |                         | 5,203,329,430 | 16.84                | 5,203,345,270 |                 | 2,428,620,320 | 3,278,950               | 2,771,545,850                | 5,203,345,270 |
| <b>Total Municipal</b>                     |             |                  |                         |               |                      |               |                 |               |                         |                              |               |
|  |             |                  |                         | 7,804,504,430 | 89.42                | 7,804,593,860 |                 | 5,024,926,980 | 8,121,030               | 2,771,545,850                | 7,804,593,860 |

**Total (Education + Municipal) Taxes**

\* Added to Total Tax Levy on page 1

Page 1

Page 1

Page 1,9

Page 2

Page 8

5.319  
5.285

**SUNDRY REVENUE AND EXPENDITURE ANALYSIS**

RURAL MUNICIPALITY OF THOMPSON

**For the Year 2026**

**Part 1 - Grants in Lieu of Taxes**

| Government or Agency         | Portioned Assessment |        | Mill Rate | Amount   | Frontage | Total    |
|------------------------------|----------------------|--------|-----------|----------|----------|----------|
|                              | Farm/Residential     | Other  |           |          |          |          |
| 1122 Natural Resources       | 19,320               |        | 22.655    | 437.69   |          | 437.69   |
| 1122 Natural Resources       | 18,230               |        | 22.655    | 413.00   |          | 413.00   |
| 1122 Natural Resources       | 19,340               |        | 22.655    | 438.15   |          | 438.15   |
| 1122 Natural Resources       | 20,410               |        | 22.655    | 462.39   |          | 462.39   |
| 1122 Natural Resources       | 12,040               |        | 22.655    | 272.77   |          | 272.77   |
| 1122 Natural Resources       | 14,380               |        | 22.655    | 325.78   |          | 325.78   |
| 1124 Natural Resources       |                      | 26,850 | 30.066    | 807.27   |          | 807.27   |
| 1124 Natural Resources       |                      | 5,980  | 30.010    | 179.46   |          | 179.46   |
| 1150 Highways                |                      | 2,210  | 30.066    | 66.45    |          | 66.45    |
| 1150 Highways                |                      | 980    | 32.177    | 31.53    |          | 31.53    |
| 1770 MB Hydro                |                      | 17,550 | 30.066    | 527.66   |          | 527.66   |
| 1770 MB Hydro                |                      | 4,290  | 30.010    | 128.74   |          | 128.74   |
| 2700 HMQ                     |                      | 20,740 | 30.066    | 623.57   |          | 623.57   |
| 2713 Canada Post             |                      | 26,780 | 32.121    | 860.20   |          | 860.20   |
| 2713 Canada Post             |                      | 7,220  | 32.177    | 232.32   |          | 232.32   |
| Centra                       |                      | 44,790 | 30.010    | 1,344.15 |          | 1,344.15 |
| Waste & Recycling Fee on GIL |                      |        |           | 0.00     |          | 0.00     |
| Other                        |                      |        |           |          |          | 878.50   |
|                              |                      |        |           |          |          | 0.00     |

Total - Pages 1, 8 8,029.62

**Part 2 - Conditional Transfers and Grants**

| Government or Agency | Purpose             | Amount  |
|----------------------|---------------------|---------|
| Rural Infrastructure |                     |         |
| CCBF                 | GAS TAX             | 87,931  |
| Prov Gov't           | Green Team          | 15,286  |
| Prov Gov't           | Weed Control        | 10,000  |
| Prov Gov't           | From the Ground Up  | 12,000  |
| GRO                  | Bridge and WDG cell | 635,250 |

Total - Page 2 760,467

**Part 3 - Transfers to Recover Previous Years' Deficit - General Operating Fund**

| Original Deficit Amount | Year | Term | Authority | Amount |
|-------------------------|------|------|-----------|--------|
|                         |      |      |           |        |
|                         |      |      |           |        |

Total - Page 1 0.00

**Part 4 - Transfers to Recover Previous Years' Deficit - Utility Operating Fund**

| Original Deficit Amount | Year | Term | Authority | Amount |
|-------------------------|------|------|-----------|--------|
|                         |      |      |           |        |
|                         |      |      |           |        |
|                         |      |      |           |        |

Total - Page 6 0.00

**RURAL AREA AND GENERAL MUNICIPAL REQUIREMENTS**  
**RURAL MUNICIPALITY OF THOMPSON**

**For the Year 2026**

**Part 1 - Analysis of Expenditures Benefitting Rural Area**

| Account No | Account Name                     |              | Total Expenditures<br>from Pages 3, 4<br>and 5 | Expenditures<br>applicable to Rural<br>Area only |
|------------|----------------------------------|--------------|--|--|
| 1000       | GENERAL GOVERNMENT SERVICES      |              | 539,100.00                                     |  |
| 2000       | PROTECTIVE                       |              | 136,080.00                                     |  |
| 3000       | TRANSPORTATION                   | 1,287,393.00 | 1,287,393.00                                   |  |
| Less:      | Hauling & Materials for at large |              |  |  |
|            | Utilities                        | -12,700.00   |  |  |
|            | subtotal x 74.72%= Rural Area    | 1,274,693.00 |  | 952,386.87                                       |
| 4000       | ENVIRONMENTAL HEALTH SERVICES    |              | 325,300.00                                     |  |
| 5000       | PUBLIC HEALTH AND WELFARE        |              | 90,209.50                                      |  |
| 6000       | ENVIRONMENTAL DEVELOPMENT        |              |  |  |
| 7000       | ECONOMIC DEVELOPMENT             |              | 83,017.53                                      | 15,000.00  |
| 8000       | RECREATION & CULTURAL            |              | 178,460.00                                     |  |
| 9000       | FISCAL SERVICES                  |              | 2,069,635.54                                   |  |
| 9900       | TRANSFERS                        |              | 494,133.86                                     | 50,000.00  |
|            | Basic Expenditures               | Page 1       | 5,203,329.43                                   | 1,017,386.87                                     |
|            | Less Allocations                 |              | -3,856,230.98                                  |  |
|            | Net                              |              | 1,347,098.45                                   |  |

**Part 2 - Calculation of Rural and At large Requirements**

|                             |  | General Municipal/Controllable Expenditures |                   | Totals              |
|-----------------------------|--|---|-------------------|---------------------|
|                             |  | Rural                                       | At Large          |                     |
| Total Basic Expenditures    |  | 1,017,386.87                                | 4,185,942.56      | 5,203,329.43        |
| Less: Other Allocations     |  |   | -3,856,230.98     | -3,856,230.98       |
| <i>Sub-Totals</i>           |  | <i>1,017,386.87</i>                         | <i>329,711.58</i> | <i>1,347,098.45</i> |
| Less: Required Expenditures |  |   |                   |                     |
| General Municipal           |  | 1,017,386.87                                | 329,711.58        | 1,347,098.45        |
| Requirements                |  | Page 8                                      | Page 8            |                     |





**CAPITAL BUDGET**  
2026  
Rural Municipality of Thompson

For the Year 2026

**Part 1 - CAPITAL EXPENDITURES**

| Particulars of Expenditure         | Estimated Total Cost | Borne by General Fund | Borne by Utility Fund | Borne by Reserves | Borne by Borrowing |
|------------------------------------|----------------------|-----------------------|-----------------------|-------------------|--------------------|
| EAP LAGOON                         | 35,000.00            |                       |                       | 35,000.00         |                    |
| STREETS AND SIDEWALKS              | 15,000.00            |                       |                       | 15,000.00         |                    |
|                                    | 0.00                 |                       |                       |                   |                    |
| <b>Total LUD Capital</b>           | <b>50,000.00</b>     | <b>0.00</b>           | <b>0.00</b>           | <b>50,000.00</b>  | <b>0.00</b>        |
| PLAYGROUND                         | 55,800.00            | 23,000.00             |                       | 32,800.00         |                    |
| CEMETERY UPGRADES                  | 24,000.00            | 12,000.00             |                       | 12,000.00         |                    |
| GRO WDG CELL PROJECT               | 280,000.00           | 210,000.00            |                       | 70,000.00         |                    |
| GRO WDG CELL PROJECT cell 4        | 40,000.00            | 40,000.00             |                       |                   |                    |
| GRO WDG CELL PROJECT               | 100,000.00           |                       |                       | 100,000.00        |                    |
| <b>Total WDG Capital</b>           | <b>420,000.00</b>    |                       |                       |                   |                    |
| GRO SYLVESTER BRIDGE               | 670,250.00           | 445,250.00            |                       | 225,000.00        |                    |
| GRO SYLVESTER BRIDGE               | 220,250.00           | 70,250.00             |                       | 150,000.00        |                    |
| <b>Total SYL Capital</b>           | <b>890,500.00</b>    |                       |                       |                   |                    |
| BRIDGE 11 REPLACEMENT              | 50,000.00            | 50,000.00             |                       |                   |                    |
| CAT 320 DIG BUCKET                 | 8,025.00             |                       |                       | 8,025.00          |                    |
| HWY 23 BOOSTER STATION GENERATOR   | 10,000.00            |                       |                       | 10,000.00         |                    |
| RESCUE WAGON                       | 150,000.00           | 30,000.00             |                       | 50,000.00         |                    |
|                                    |                      |                       |                       | 70,000.00         |                    |
| EMERGENCY OPERATIONS CENTER GENERA | 20,000.00            |                       |                       | 20,000.00         |                    |
| NORTON AVE EAST                    | 70,000.00            | 30,000.00             |                       | 40,000.00         |                    |
| LAND PURCHASE                      | 15,000.00            |                       |                       | 15,000.00         |                    |
| PW TRAILER                         | 55,000.00            |                       |                       | 55,000.00         |                    |
| <b>Total General Capital</b>       | <b>1,768,325.00</b>  | <b>910,500.00</b>     | <b>0.00</b>           | <b>857,825.00</b> | <b>0.00</b>        |
| <b>Rural Utility</b>               |                      |                       |                       |                   |                    |
| WTP BACKUP PUMP RURAL              | 3,100.00             |                       |                       | 3,100.00          |                    |
| WTP ENGINEERED STUDY               |                      |                       | 15,000.00             |                   |                    |
| BOOSTER STATION GENERATOR          | 10,000.00            |                       | 2,000.00              | 8,000.00          |                    |
| <b>Total Rural Utility Capital</b> | <b>13,100.00</b>     | <b>0.00</b>           | <b>17,000.00</b>      | <b>11,100.00</b>  | <b>0.00</b>        |
| <b>Miami Utility</b>               |                      |                       |                       |                   |                    |
| CHLORINATOR                        | 8,000.00             |                       | 8,000.00              |                   |                    |
| WTP ENGINEERED STUDY               | 15,000.00            |                       | 15,000.00             |                   |                    |
|                                    | 0.00                 |                       |                       |                   |                    |
| PVWC MIAMI UTILITY PORTION         | 25,000.00            |                       |                       | 25,000.00         |                    |
| <b>Total Miami Utility Capital</b> | <b>48,000.00</b>     | <b>0.00</b>           | <b>23,000.00</b>      | <b>25,000.00</b>  | <b>0.00</b>        |
| <b>TOTAL</b>                       | <b>1,879,425.00</b>  | <b>910,500.00</b>     | <b>40,000.00</b>      | <b>943,925.00</b> | <b>0.00</b>        |

Pg 5, 6, LUD

Part 2

Part 3

**PART 2. GENERAL AND SPECIFIC-PURPOSE RESERVE FUND WITHDRAWALS**


| Reserve Name and By-Law No.         | General Fund Transfers |            | Utility Fund Transfers |            | Reserves            |
|-------------------------------------|------------------------|------------|------------------------|------------|---------------------|
|                                     | To Operating           | To Capital | To Operating           | To Capital | (Ending bal In Res) |
| GENERAL                             |                        | 0.00       |                        |            | \$424,328.84        |
| NOMINAL SURPLUS (OPERATING PORTION) |                        | 0.00       |                        |            | \$746,154.00        |
| LAND SALE - FUTURE DEVELOPMENT      |                        | 15,000.00  |                        |            | \$164,893.42        |
| ECONOMIC DVLP/RECREATION            |                        | 32,800.00  |                        |            | \$54,051.67         |
| CEMETERY                            |                        | 12,000.00  |                        |            | \$14,265.20         |
| MUNICIPAL OFFICE FURNISHINGS        |                        | 0.00       |                        |            | \$0.00              |
| WORKSHOP/YARD IMPROVEMENTS          |                        | 0.00       |                        |            | \$11,927.27         |
| EMERGENCY PREPAREDNESS              |                        | 38,000.00  |                        |            | \$5,838.32          |
| ROAD MAINTENANCE MATERIALS          |                        | 0.00       |                        |            | \$102,333.95        |
| CIVIC CENTRE                        |                        | 0.00       |                        |            | \$0.00              |
| MAPLE AVENUE                        |                        | 0.00       |                        |            | \$5,623.09          |
| CAPITAL LOT LEVY                    |                        | 0.00       |                        |            | \$57,500.00         |
| LAGOON RESERVE                      |                        | 0.00       |                        |            | \$15,000.00         |
| BRIDGE                              |                        | 225,000.00 |                        |            | \$58,730.67         |
| FIRE VEHICLE                        |                        | 70,000.00  |                        |            | \$21,647.56         |
| WDG-LAND                            |                        | 0.00       |                        |            | \$0.00              |
| WDG-MACHINERY AND EQUIPMENT         |                        | 0.00       |                        |            | \$23,657.31         |
| WDG-CLOSURE COSTS RESERVE           |                        | 0.00       |                        |            | \$5,852.67          |
| WDG - IMPROVEMENTS                  |                        | 0.00       |                        |            | \$9,480.60          |
| WASTE DISPOSAL GROUND               |                        | 70,000.00  |                        |            | \$71,454.64         |
| GAS TAX AGREEMENT                   |                        | 340,000.00 |                        | 25,000.00  | \$204,262.77        |
| REPLACEMENT                         | 129,313.85             | 63,025.00  |                        |            | \$323,655.90        |
| TRUST - E.T. COLLINS                |                        | 0.00       |                        |            | \$83,504.14         |
| TRUST - S.K. WATCHORN               |                        | 0.00       |                        |            | \$48,423.16         |
| MALC (SHARPE ADVANCE)               |                        | 0.00       |                        |            | \$0.00              |
| MALC (PROVINCIAL ADVANCE)           |                        | 0.00       |                        |            | \$0.00              |
| MIAMI UTILITY                       |                        |            |                        | 0.00       | \$19,703.76         |
| RURAL UTILITY                       |                        |            |                        | 3,100.00   | \$171,860.56        |
| LUD GENERAL RESERVE INTEREST        |                        | 0.00       |                        |            | \$2,380.55          |
| LUD                                 |                        | 50,000.00  |                        |            | \$93,356.70         |
|                                     | 129,313.85             | 915,825.00 | 0.00                   | 28,100.00  | 943,925.00          |

Part 1

|                     |            |            |            |     |           |                     |
|---------------------|------------|------------|------------|-----|-----------|---------------------|
| matches to LUD, Pg7 | 50,000.00  | 0.00       | 50,000.00  | MUT | 25,000.00 | matches to Part 1   |
| matches to Pg2      | 995,138.85 | 129,313.85 | 865,825.00 |     |           | matches to MUT Pg 6 |
|                     |            |            |            | RUT | 3,100.00  | matches to RUT Pg 6 |

**PART 3. BORROWING (Subject to Municipal Board Approval)**

| PROPOSAL       | TEMPORARY FINANCING |                |              | REPAYMENT |      |
|----------------|---------------------|----------------|--------------|-----------|------|
|                | Bank Loan           | Operating Loan | Reserve Loan | Amount    | Term |
| TOTAL - Part 1 | 0.00                | 0.00           | 0.00         |           |      |

|                       |                                  |  |
|-----------------------|----------------------------------|--|
| Departmental Use Only | Adopted by Resolution of Council |  |
|                       | Resolution No. 2026-04-46        | (Chief Administrative Officer)   |

